

# TGS 8X4 TRIDEM

Chassis Specification:

TGS 36.430 8x4-4 BL CH

TGS 36.470 8x4-4 BL CH

TGS 36.510 8x4-4 BL CH



# TGS 8X4 TRIDEM

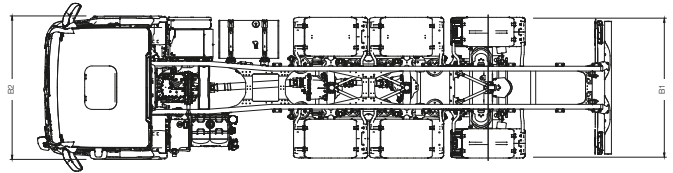
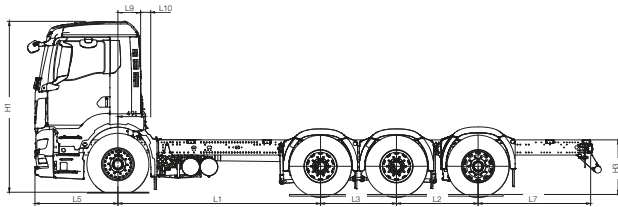
TGS 36.430 8x4-4 BL CH

TGS 36.470 8x4-4 BL CH

TGS 36.510 8x4-4 BL CH

## Base Cab Model TGS 'TN' Cab

For cab variants, options and specifications see separate cab specification sheet.



### Vehicle Dimensions (mm)

Dimension	Description	3600	3900	4200
L1	Wheelbase	3600	3900	4200
L2	Rear bogie spread	1450	1450	1450
L3	Front bogie spread	1350	1350	1450
L5	Front overhang	1475	1475	1475
L7	Rear overhang	2000	2000	2000
L9	Centre line front axle to back of cab	490	490	490
L10	Back of cab to start of body/equipment	60	60	60
B1	Width across rear tyres	2470	2470	2470
B2	Cab width over wings	2550	2550	2550
H1	Cab height			
	- laden	3081	3081	3081
	- unladen	3179	3179	3179
H3	Frame height at centre rear wheels			
	- laden	981	981	981
	- unladen	1011	1011	1011

### Turning Circle (m)

Turning Circle	Description	18.8	19.6	20.5
WTW	Wall to Wall	18.8	19.6	20.5
KTK	Kerb to Kerb	17.0	17.9	18.7

### Unladen Weights (kg +/- 2.5%)

Front axle	4853	4875	4890
Rear axle	5005	5014	5070
Total	9858	9889	9960

Unladen weights are for vehicle in standard specification with full tanks of fuel and AdBlue® and include driver.

### Plated/Operating Weights (kg)

	Design	UK Legal
GTW	Gross Train Weight	44000
GVW	Gross Vehicle Weight	32000
Front axle	9000	9000
Rear axle	27000	24000

Tyre changes can affect legal weights.

### Optional Equipment & Weights

Steel front bumper	+64	TN Cab	+110
Air Conditioning	+30	TM Cab	+125
9.00 x 22.5 Alloy Wheels	-156	Rear cab window guard	+3
Roof mounted revolving beacons	+10		

All weights indicated above subject to +/- 2.5% manufacturer's tolerance. Changes to standard equipment will alter kerb weights.

Engine Model - Euro 6	D2676LFAJ	D2676LFAI	D26LFAF	Features
Engine Power (PS)	430	470	510	<ul style="list-style-type: none"> <li>▪ Selective Catalytic Reduction</li> <li>▪ Cruise Control</li> <li>▪ Exhaust brake</li> <li>▪ Road Speed Limiter (89 km/h)</li> <li>▪ OBD-E</li> <li>▪ Suitable for EN15940</li> </ul>
Rated Speed (rpm)	1800	1800	1800	
Torque (Nm)	2200	2400	2600	
Torque Range (rpm)	930 - 1350	930 - 1350	930 - 1350	
Cylinders	6	6	6	
Capacity (cc)	12419	12419	12419	

### Performance at 32000 kg

Engine Power	Gearbox	Axle Ratio	Geared Road Speed (mph)	Engine RPM		Starting Grade	Tyre Size
				@55 mph	@50 mph		
430PS	12.82 OD	3.70:1	78	1271	1142	33%+	315/80R22.5
470PS	12.82 OD	3.70:1	78	1271	1142	33%+	315/80R22.5
510PS	12.82 OD	3.70:1	78	1271	1142	33%+	315/80R22.5

### Clutch

Single plate 430mm diameter, asbestos free lining

### Gearbox

12 Speed Tipmatic® Automated

### Ratios

1	12.92
2	9.98
3	7.67
4	5.94
5	4.57
6	3.53
7	2.83
8	2.19
9	1.68
10	1.30
11	1.00
12	0.77
R1	12.03
R2	9.92

### Frame

Construction	Bolted and riveted
Material	S500MC
Section	270 x 85 x 8 mm
Frame width	942 - 762 mm waisted

### Fuel Tank

Capacity	400 Litres
Section	Rectangular steel RHS mounted Locking cap

### Axles

Steer	Drop beam
Drive	Single reduction with cross axle and inter-axle differential locks
Rear Lift	Steering

### Suspension

Steer Axle	Three leaf parabolic springs with shock absorbers and stabiliser
Rear Bogie	Electronically controlled air suspension with shock absorbers and stabiliser

### Rims & Tyres

Rims	Front Steel	11.75 x 22.5
	Rear Steel	9.00 x 22.5
Tyres	Front axle	385/65R22.5
	Rear axles	315/80R22.5

### Electrical System

Type	CAN Bus system with central on-board computer
Voltage	24V
Alternator	110 AMP
Batteries	2 x 12v 175Ah

### Steering

Type	Hydraulically assisted
------	------------------------

### Braking System

Type	Electronic Brake System (EBS) with Anti-lock Braking System (ABS)
Features	Disc brakes, air dryer, asbestos free linings
Parking Brake	Spring brakes on rear axle

### Exhaust System

Ground discharge silencer, incorporating Diesel Particulate Filter (DPF)

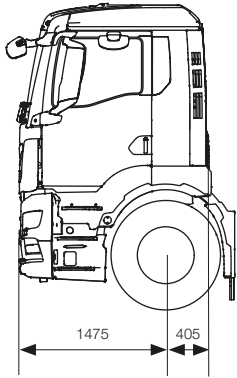
### General Equipment

60 Litre AdBlue® tank
Electronic immobiliser
Fuel filter with water separator
Mechanical battery master switch
Audible reverse warning with night silent
Central locking doors
Electronically controlled and heated rear view mirrors
NH/4c Power Take Off (PTO)
Preparation wiring for roof beacons
Rear cab window
Lateral protection
Rear under run
Lane Guard System (LGS)
Body mounting brackets

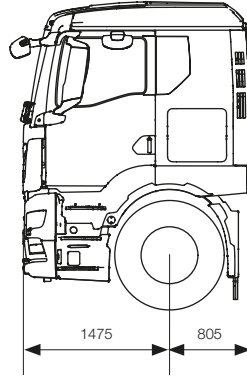
# TGS 8X4 TRIDEM

## Cab Options

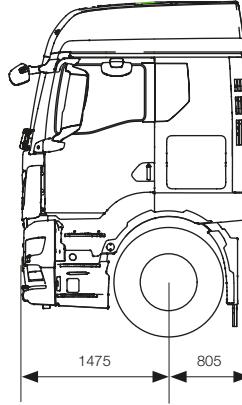
'NN' Cab



'TN' Cab



'TM' Cab



**MAN Truck & Bus UK Ltd.,**  
Frankland Road, Blagrove,  
Swindon. Wiltshire SN5 8YU  
[www.mantruckandbus.co.uk](http://www.mantruckandbus.co.uk)

Ref: MAN TGS 8x4TRI / 01  
Issue Date: May 2022  
Technical illustrations are not binding.  
Front cover picture may not be standard equipment.  
We reserve the right to make modifications in line with technical progress.