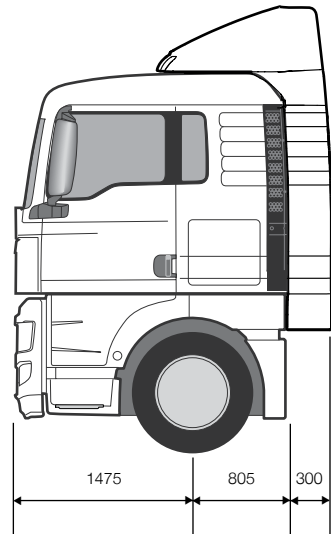


# TGX 6x2 Midlift Tractor

## Cab Options

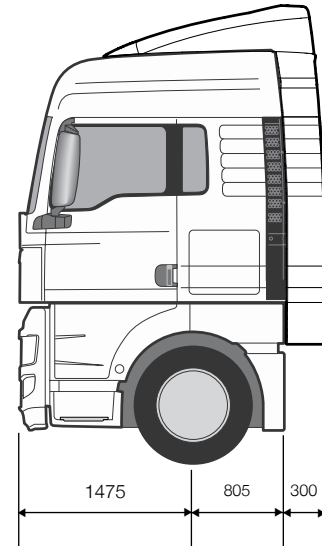
### 'XL' Sleeper - Standard

Additional weight: 0 kg



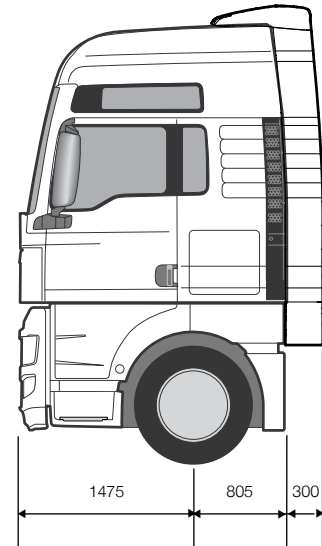
### 'XLX' Sleeper

Additional weight: 40 kg



### 'XXL' Sleeper

Additional weight: 85 kg



**MAN Truck & Bus UK Ltd.,**  
Frankland Road, Blagrove,  
Swindon, Wiltshire SN5 8YU  
[www.mantruckandbus.co.uk](http://www.mantruckandbus.co.uk)

Ref: MAN TGX 6X2MIDTRAC / 09  
Issue Date: October 2019  
Technical illustrations are not binding. Picture on front cover may not be standard equipment  
We reserve the right to make modifications in line with technical progress.

# TGX 6x2 Midlift Tractor

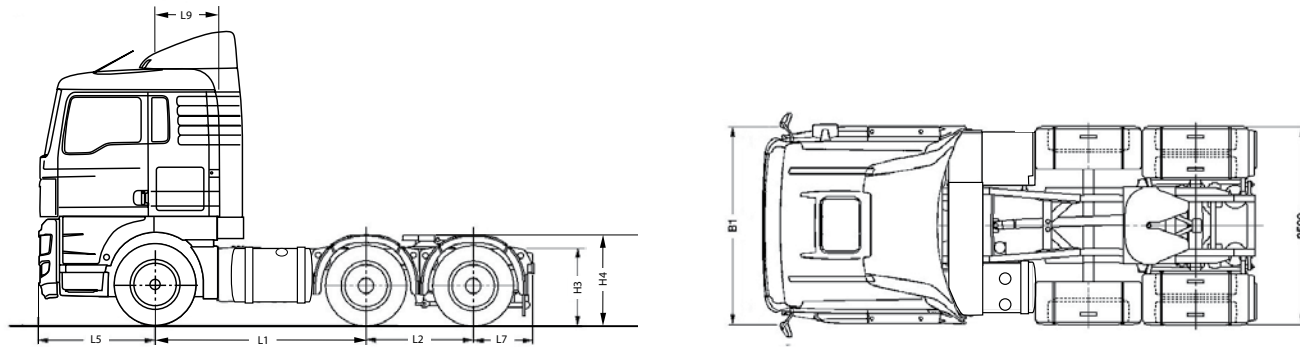
Chassis Specification: TGX 26.430 6x2/2 BLS  
TGX 26.470 6x2/2 BLS  
TGX 26.510 6x2/2 BLS



# TGX 6x2 Midlift Tractor

## Base Cab Model TGX 'XL' Cab

For cab variants, options and specifications see separate 'TGX Cab Specification' sheet



### Vehicle Dimensions (mm)

<b>L1</b>	<b>Wheelbase</b>	<b>2600</b>
L2	Rear bogie spread	1350
L5	Front overhang	1475
L7	Rear overhang	800
L9	Centre line front axle to back of cab	805
B1	Width across wings	2500
H3	Fifth wheel flitch height at centre rear wheels	- laden 961 - unladen 991
H4	Standard fifth wheel height	- laden 1224 - unladen 1254

### Turning Circle

WTW	Wall to Wall	16000
KTk	Kerb to Kerb	14200
	Optimum 5th wheel position for standard specification	935

### Unladen Weights (kg +/- 2.5%)

Front axle	5250
Rear axle	3055
Total	8305

N.B. Unladen weights are for vehicle in standard specification with full tank of fuel and AdBlue® but without driver.

### Plated/Operating Weights (kg)

	Design	UK Legal
GCW Gross Combination Weight	44000	40000 <sup>(1)</sup> /44000 <sup>(2)</sup>
GVW Gross Vehicle Weight	26000	23700
Front axle	8000 <sup>(3)</sup>	8000 <sup>(3)</sup>
Midlift axle	7100	7100 <sup>(1)</sup> /6500 <sup>(2)</sup>
Drive axle	11500	11500 <sup>(1)</sup> /10500 <sup>(2)</sup>

N.B. Tyre changes can effect legal weights. <sup>(1)</sup> @ 40000 kg or below <sup>(2)</sup> above 40000 kg. <sup>(3)</sup> Alternative Front Axle capacity available: 9000 kg

### Optional Equipment & Weights (kg)

	Front	Rear	Total		Front	Rear	Total
Fixed 5th wheel	+14	-63	-49	225 Ah Batteries	+30	0	+30
16 Speed manual gearbox	+30	+20	+50	385/65R Super Single Tyres on	+38	0	+38
ZF PTO NH/4	+4	+3	+7	11.75x22.5 steel rims on front			
Alloy Air Tanks	-4	-11	-15	'XLX' Sleeper cab	+40	0	+40
9.00 x 22.5 Alcoa Alloy Wheels	-38	-114	-152	'XXL' Sleeper cab	+85	0	+85
3 piece steel bumper	+105	-30	+75	ADR Preparation	+40	0	+40
9000 Parabolic front spring	+44	0	+44				

All weights indicated above are subject to +/- 2.5% manufacturer's tolerance.

# TGX 6x2 Midlift Tractor



## Engine Model - Euro 6

	D2676LF80	D2676LF79	D2676LF78
Engine Power (PS)	430	470	510
Rated Speed (rpm)	1800	1800	1800
Torque (Nm)	2200	2400	2600
Torque Range (rpm)	930 - 1350	930 - 1350	930 - 1350
Cylinders	6	6	6
Capacity (cc)	12419	12419	12419

## Features

- Exhaust Gas Recirculation and Selective Catalytic Reduction
- Common Rail EDC
- Cruise Control
- Exhaust valve brake
- Road speed limiter set to 89 kph
- OBD-D

## Performance @44000 kg

Engine Power	Gearbox TipMatic®	Axle Ratio	Geared Road Speed (mph)	Engine RPM		Starting Grade	Tyre Size
				@55 mph	@50 mph		
430PS	1226 DD	2.53:1	85	1200	1090	33%+	315/70R22.5
470PS	1226 DD	2.53:1	85	1200	1090	33%+	315/70R22.5
510PS	1226 DD	2.53:1	85	1200	1090	33%+	315/70R22.5

### Clutch

Single plate 430mm diameter, asbestos free lining

### Axles

Steer	VOK-09 drop beam
Midlift Axle	LO-08 non steering
Drive Axle	HY-1350 single reduction

### Braking System

Type	Electronic Brake System (EBS) with Anti-lock Braking System (ABS) and ASR traction control, including Emergency Brake Assist (EBA)
Features	Vented disc brakes, 2 line trailer brake connections and pad wear indicators
Parking Brake	Spring brakes on rear axles

### Gearbox

MAN TipMatic® 12 speed automated gearbox

### Ratios

1	16.69	2	12.92
3	9.93	4	7.67
5	5.9	6	4.57
7	3.66	8	2.83
9	2.17	10	1.68
11	1.29	12	1.00
R	15.54		

### Suspension

Steer Axle	Parabolic Springs Hydraulic Dampers Stabiliser
Midlift Axle	2 Bag Air Hydraulic Dampers Air Operated Lift
Drive Axle	ECAS Controlled 4 Bag Air Hydraulic Dampers Stabiliser

### Steering Gear

Type	ZF Servocom hydraulically assisted
------	------------------------------------

### Exhaust System

Ground discharge silencer, incorporating diesel particulate filter (DPF)

### Wheels & Tyres

Steer Axle	Tyres	315/70R22.5 steer tread
	Wheels	9.00x22.5
Midlift Axle	Tyres	315/70R22.5 steer tread
	Wheels	9.00x22.5
Drive Axle	Tyres	315/70R22.5 traction tread
	Wheels	9.00x22.5

### General Equipment

- 24 litre AdBlue® tank
- Electronic immobiliser
- Adjustable air management kit with cab side deflectors
- Sliding fifth wheel including lead up ramps
- 3 piece plastic rear wings and spray reduction mats
- Mechanical battery master switch
- Catwalk
- Hoses and couplings including ABS lead
- Coupling lamp
- Rear axle diff lock
- Remote control central locking
- Heated water trap
- Full bodybuilder and telemetry interface module
- Bluetooth® interface
- Lane Guard System (LGS)
- Electronic Stability Programme (ESP)

### Frame

Construction	Bolted and Riveted
Material	High tensile steel (S500MC)
Section	270 x 85 x 8mm 942 - 762mm waisted

### Fuel Tank

Capacity	450 Litre
Section	Rectangular Aluminium with Integral Step LHS mounted Locking cap

### Electrical System

Type	MANTronic CAN bus system with central on board computer and vehicle management computer
Voltage	24v
Alternator	120 Amp
Batteries	2 x 12v 175Ah