

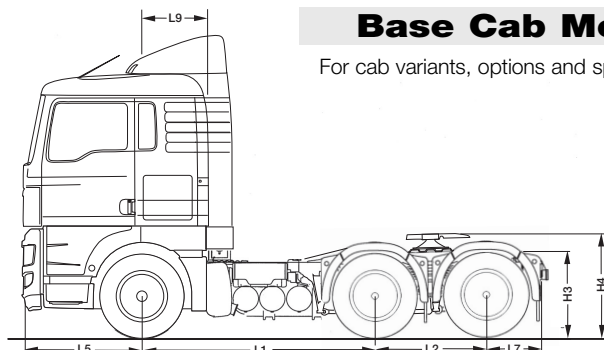


TGX 6x2 Tag Axle Tractor

Chassis Specification: TGX 26.480 6x2-2 BLS
EURO 5 TGX 26.540 6x2-2 BLS

TGX 26.480 6x2-2 BLS Tag Axle Tractor TGX 26.540 6x2-2 BLS Tag Axle Tractor

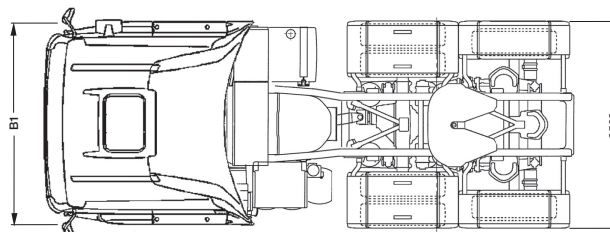
Chassis Specification



Base Cab Model

TGX 'XL' Cab

For cab variants, options and specifications see separate TGX cab specification sheet



Vehicle Dimensions (mm)

| Dimension | Description | Value (mm) |
|-----------|---------------------------------------|------------------------------------|
| L1 | Wheelbase | 2900 |
| L2 | Rear bogie spread | 1350 |
| L5 | Front overhang | 1475 |
| L7 | Rear overhang | 750 |
| L9 | Centre line front axle to back of cab | 805 |
| B1 | Width across wings | 2490 |
| H3 | Frame height at centre rear wheels | - laden: 961* - unladen: 991* |
| H4 | Standard 5th wheel height | - laden: 1224* - unladen: 1254* |

*These heights increase by 57mm with 80mm supplementary fifthwheel fitches.

Turning Circle

| | | |
|-----|---|-------|
| WTW | Wall to Wall | 14500 |
| KTK | Kerb to Kerb | 12600 |
| | Optimum 5th wheel position for standard specification | 1240 |

Unladen Weights (kg +/- 2.5%)

| | |
|------------|------|
| Front axle | 4955 |
| Rear bogie | 3410 |
| Total | 8365 |

N.B. Unladen weights are for vehicle in standard specification with full tank of fuel, AdBlue and without driver.

Plated/Operating Weights (kg)

| | Design | UK Legal |
|------------------------------|--------|--|
| GCW Gross Combination Weight | 50000 | 40000/44000 ⁽²⁾ |
| GVW Gross Vehicle Weight | 26000 | 25500 ⁽¹⁾ /24900 ⁽²⁾ |
| Front axle | 7500 | 7500 |
| Drive axle | 11500 | 11500 ⁽¹⁾ /10500 ⁽²⁾ |
| Lift axle | 7500 | 7500 ⁽¹⁾ /6900 ⁽²⁾ |

N.B. Tyre changes can effect legal weights. ⁽¹⁾@ 40000 kg or below ⁽²⁾above 40000 kg.

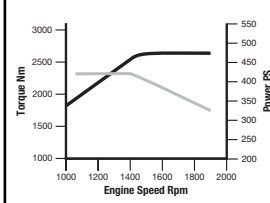
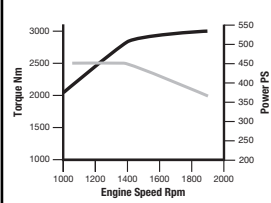
Optional Equipment & Weights (kg)

| | Front | Rear | Total | | Front | Rear | Total |
|--------------------------------|-------|------|-------|---|-------|------|-------|
| Fixed 5th wheel | +17 | -66 | -49 | 385/65R Super Single Tyres on | | | |
| 16 Speed manual gearbox | +35 | +30 | +65 | 11.75x22.5 steel rims on front | +38 | 0 | +38 |
| ZF PTO NH/4 | +4 | +3 | +7 | 'XLX' Sleeper cab | +40 | 0 | +40 |
| Alloy Air Tanks | -3 | -12 | -15 | 'XXL' Sleeper cab | +85 | 0 | +85 |
| 9.00 x 22.5 Alcoa Alloy Wheels | -38 | -114 | -152 | ADR Preparation | +40 | 0 | +40 |
| 3 piece steel bumper | +89 | -25 | +64 | All weights indicated above are subject to +/- 2.5% manufacturer's tolerance. | | | |
| 225 Ah Batteries | +30 | 0 | +30 | | | | |

TGX 26.480 6x2-2 BLS Tag Axle Tractor TGX 26.540 6x2-2 BLS Tag Axle Tractor



Chassis Specification

| Engine Model | D2676 SCR 480PS | D2676 SCR 540PS |
|---|--|---|
| D26, 6 Cylinder in-line, 12.4 litre (Euro 5) | 480PS @ 1900 rpm 2300 Nm @ 1050 - 1400 rpm | 540PS @ 1900 rpm 2500 Nm @ 1050 - 1350 rpm |
| Features |  |  |
| <ul style="list-style-type: none"> Selective Catalytic Reduction (SCR) Common Rail EDC Cruise Control Exhaust valve brake Road speed limiter set not to exceed 89kph On-board diagnostics with NO_x control | Power | Torque |

| Performance | | | | | | | @44000 kg |
|--------------|-------------|------------|-------------------------|--------------------|--------------------|----------------|-------------|
| Engine Power | Gearbox | Axle Ratio | Geared Road Speed (mph) | Engine RPM @55 mph | Engine RPM @50 mph | Starting Grade | Tyre Size |
| 480PS | 12AS2330 DD | 2.85:1 | 77 | 1360 | 1235 | 33%+ | 315/70R22.5 |
| 540PS | 12AS2530 OD | 3.70:1 | 76 | 1375 | 1250 | 33%+ | 315/70R22.5 |

Clutch
Single plate 430mm diameter, non asbestos

Axles
Steer VOK-07 drop beam
Drive HY-1350 single reduction
Rearlift Axle NO-08 non steering

Braking System
Type Electronic Brake System (EBS) with Anti-lock Braking System (ABS) and ASR traction control
Features Vented disc brakes, 2 line trailer brake connections and pad wear indicators
Parking Brake Spring brakes on rear axles

Gearbox
MAN Tipmatic 12 speed automated gearbox
Ratios
Forward
1 15.86 2 12.33 3 9.57
4 7.44 5 5.87 6 4.57
7 3.47 8 2.70 9 2.10
10 1.63 11 1.29 12 1.00
Reverse
14.68

Suspension
Steer Axle Parabolic Springs Hydraulic Dampers Stabiliser
Drive Axle ECAS Controlled 4 Bag Air Hydraulic Dampers Stabiliser
Rearlift Axle 2 Bag Air Hydraulic Dampers Air Operated Lift Stabiliser

Steering Gear
Type ZF 8098 Servocom hydraulically assisted.

Manual Gearbox Options
16 speed gearbox, with range change and splitter.

Frame
Construction Bolted and Riveted
Material High tensile steel
Section 270 x 85 x 8mm
940 - 762mm waisted

Wheels & Tyres
Steer Axle Tyres 315/70R 22.5 steer tread
Wheels 9.00x22.5
Drive Axle Tyres 315/70R 22.5 drive tread
Wheels 9.00x22.5
Rearlift Axle Tyres 315/70R 22.5 steer tread
Wheels 9.00x22.5
Check suitability of 295/80R 22.5 tyres with Product Engineering

Exhaust System
Ground discharge silencer.

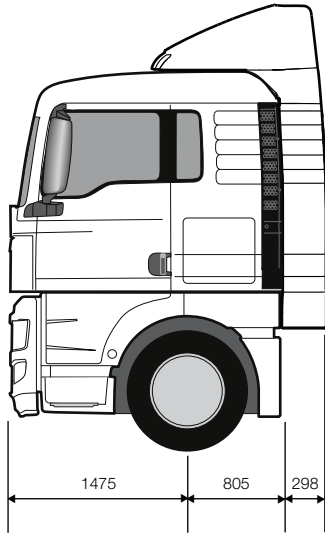
Fuel Tank
Capacity 450 Litre
Section Rectangular Aluminium with Integral Step
RHS mounted
Locking cap

Electrical System
Type MANTronic CAN bus system with central on board computer and vehicle management computer
Voltage 24v
Alternator 120 Amp
Batteries 2 x 12v 175Ah

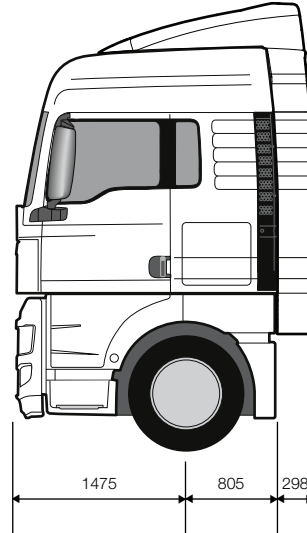
General Equipment
Adjustable roof blade air management with cab side deflectors
Sliding fifth wheel
3 piece plastic rear wings and spray reduction mats
Catwalk
Hoses and couplings including ABS lead
Coupling lamp
Rear axle diff lock
35 litre AdBlue tank
Remote control central locking
Heated Separ water trap
Telemetry interface module

TGX 26.480 6x2-2 BLS Tag Axle Tractor TGX 26.540 6x2-2 BLS Tag Axle Tractor

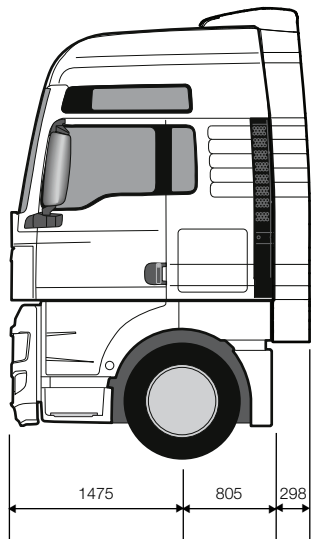
Cab Options



'XL' Sleeper - Standard
Additional weight: 0 kg



'XLX' Sleeper
Additional Weight: 40 kg



'XXL' Sleeper
Additional Weight: 85 kg

MAN Truck & Bus UK Ltd.,
Frankland Road, Blagrove,
Swindon. Wiltshire SN5 8YU
www.mantruckandbus.co.uk

