

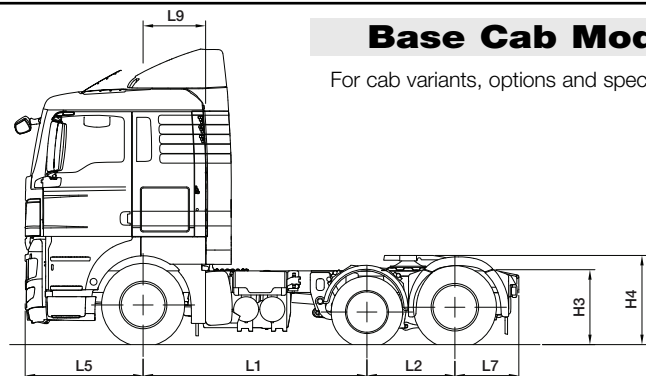


TGX 6x2 Midlift Lite Tractor

Chassis Specification: TGX 24.400 6x2/2 BLS
EURO 5 TGX 24.440 6x2/2 BLS

TGX 24.400 6x2/2 BLS Midlift Lite Tractor TGX 24.440 6x2/2 BLS Midlift Lite Tractor

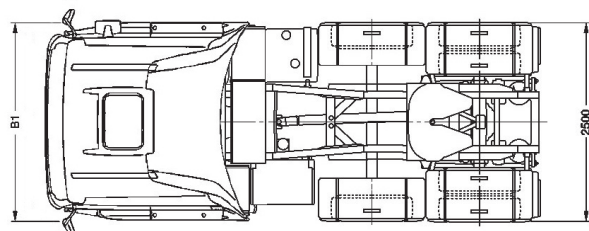
Chassis Specification



Base Cab Model

TGX 'XL' Cab

For cab variants, options and specifications see separate TGX cab specification sheet



Vehicle Dimensions (mm)

L1	Wheelbase	2800
L2	Rear bogie spread	1100
L5	Front overhang	1475
L7	Rear overhang	800
L9	Centre line front axle to back of cab	805
B1	Width across wings	2490
H3	Frame height at centre rear wheels	- laden 926 - unladen 956
H4	Standard 5th wheel height	- laden 1189 - unladen 1219

Turning Circle

WTW	Wall to Wall	14800
KTK	Kerb to Kerb	13000
	Optimum 5th wheel position for standard specification	885

Unladen Weights (kg +/- 2.5%)

Front axle	5130
Rear axle	2670
Total	7800

N.B. Unladen weights are for vehicle in standard specification with full tank of fuel and without driver.

Plated/Operating Weights (kg)

	Design	UK Legal
GCW Gross Combination Weight	44000	40000 ⁽¹⁾ /44000 ⁽²⁾
GVW Gross Vehicle Weight	23000	23000
Front axle	7500	7100
Midlift axle	5500	5200 ⁽¹⁾ /5000 ⁽²⁾
Drive axle	11500	10800 ⁽¹⁾ /10500 ⁽²⁾

N.B. Tyre changes can effect legal weights. ⁽¹⁾@ 40000 kg or below ⁽²⁾above 40000 kg.

Optional Equipment & Weights (kg)

	Front	Rear	Total		Front	Rear	Total
D20 EGR Engine in lieu of D26 EGR engine	-25	0	-25	225 Ah Batteries	+30	0	+30
Fixed 5th wheel	+12	-61	-49	'XLX' Sleeper cab	+40	0	+40
16 Speed manual gearbox	+36	+29	+65	'XXL' Sleeper cab	+85	0	+85
ZF PTO NH/4	+4	+3	+7	Lead up ramps	-6	+32	+26
ZF PTO N221/10	+8	+7	+15	ADR Preparation	+30	+10	+40
Alloy Air Tanks	-4	-11	-15	All weights indicated above are subject to +/- 2.5% manufacturer's tolerance.			
9.00 x 22.5 Alcoa Alloy Wheels	-38	-102	-140				
3 piece steel bumper	+88	-24	+64				

TGX 24.400 6x2/2 BLS Midlift Lite Tractor TGX 24.440 6x2/2 BLS Midlift Lite Tractor



Chassis Specification

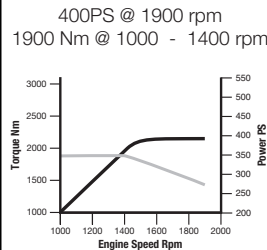
Engine Model

D20, 6 Cylinder in-line, 10.5 litre (Euro 5)
D26, 6 Cylinder in-line, 12.4 litre (Euro 5)

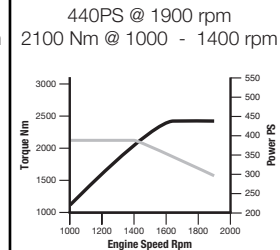
Features

- Exhaust Gas Recirculation (EGR)
- Common Rail EDC
- Cruise Control
- Exhaust valve brake
- Road speed limiter set not to exceed 89kph
- On-board diagnostics with NO_x control

D2066 EGR 400PS



D2676 EGR 440PS



Power

Torque

Performance

@44000 kg

Engine Power	Gearbox	Axle Ratio	Geared Road Speed (mph)	Engine RPM @55 mph	Engine RPM @50 mph	Starting Grade	Tyre Size
400PS	12AS2130 DD	3.08:1	71	1470	1335	33%+	315/70R22.5
440PS	12AS2130 DD	2.85:1	77	1360	1235	33%+	315/70R22.5

Clutch

Single plate 430mm diameter, non asbestos

Axles

Steer VOK-07 drop beam
Midlift Axle LO-06 non steering
Drive Axle HY-1350 single reduction

Braking System

Type Electronic Brake System (EBS) with Anti-lock Braking System (ABS) and ASR traction control
Features Vented disc brakes, 2 line trailer brake connections and pad wear indicators
Parking Brake Spring brakes on rear axles

Gearbox

MAN Tipmatic 12 speed automated gearbox

Ratios

Forward

1	15.86	2	12.33	3	9.57
4	7.44	5	5.87	6	4.57
7	3.47	8	2.70	9	2.10
10	1.63	11	1.29	12	1.00

Reverse

14.68

Manual Gearbox Options

16 speed gearbox, with range change and splitter.

Suspension

Steer Axle Parabolic Springs
Hydraulic Dampers
Stabiliser
Midlift Axle 2 Bag Air
Hydraulic Dampers
Air Operated Lift
Drive Axle ECAS Controlled
4 Bag Air
Hydraulic Dampers
4-Point Control Arm

Steering Gear

Type ZF 8098 Servocom hydraulically assisted.

Frame

Construction Bolted and Riveted
Material High tensile steel
Section 270 x 85 x 8mm
940 - 762mm waisted

Fuel Tank

Capacity 450 Litre
Section Rectangular Aluminium with Integral Step
RHS mounted
Locking cap

Wheels & Tyres

Steer Axle Tyres 315/70R 22.5 steer tread
Wheels 9.00x22.5
Midlift Axle Tyres 285/70R 19.5 steer tread
Wheels 7.50x19.5
Drive Axle Tyres 315/70R 22.5 drive tread
Wheels 9.00x22.5

Electrical System

Type MANTronic CAN bus system with central on board computer and vehicle management computer
Voltage 24v
Alternator 120 Amp
Batteries 2 x 12v 175Ah

Exhaust System

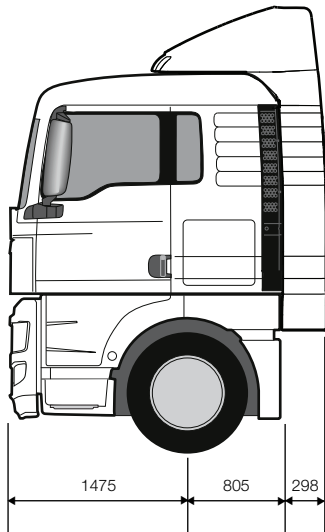
Ground discharge silencer

General Equipment


Adjustable roof blade air management with cab side deflectors
Sliding fifth wheel
3 piece plastic rear wings and spray reduction mats
Catwalk
Hoses and couplings including ABS lead
Coupling lamp
Rear axle diff lock
Remote control central locking
Heated Separ water trap
Telemetry interface module

TGX 24.400 6x2/2 BLS Midlift Lite Tractor TGX 24.440 6x2/2 BLS Midlift Lite Tractor

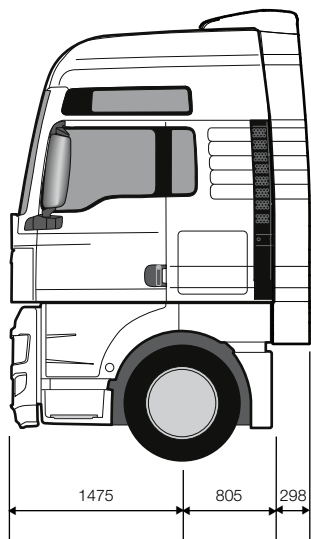
Cab Options



'XL' Sleeper - Standard
Additional weight: 0 kg



'XLX' Sleeper
Additional Weight: 40 kg



'XXL' Sleeper
Additional Weight: 85 kg

MAN Truck & Bus UK Ltd.,
Frankland Road, Blagrove,
Swindon. Wiltshire SN5 8YU
www.mantruckandbus.co.uk

