



TGS 8x4 Heavy Duty Tipper

Chassis Specification: TGS 35.360 8x4 BB
EURO 5 TGS 35.400 8x4 BB

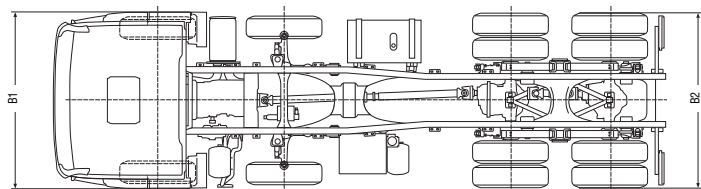
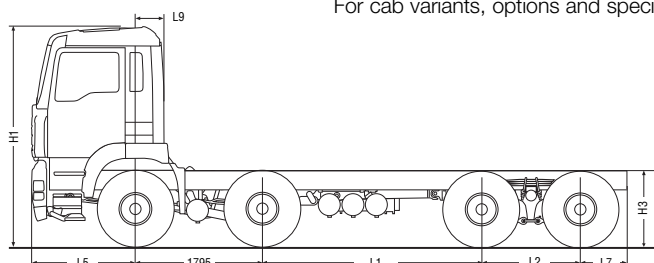
TGS 35.360 8x4 BB Heavy Duty Tipper TGS 35.400 8x4 BB Heavy Duty Tipper

Chassis Specification

Base Cab Model

TGS 'M' Cab

For cab variants, options and specifications see separate TGS cab specification sheet



Vehicle Dimensions (mm)

L1	Wheelbase	3205	
L2	Rear bogie spread	1400	
L5	Front overhang	1475	
L7	Rear chassis overhang	800	
L9	Centre line front axle to back of cab	471	
H1	Ground to top of cab	Laden	3139
		Unladen	3223
H3	Ground to top of frame over drive axle	Laden	1032
		Unladen	1102
B1	Width across wings	2490	
B2	Width across rear tyres	2456	

Turning Circle

WTW	Wall to Wall	22200
KTK	Kerb to Kerb	20500

Unladen Weights (kg +/- 2.5%)

Front axles	6440
Rear axles	3295
Total	9735

N.B. Unladen weights are for vehicle in standard specification, with full tank of fuel and without driver
Weights are subject to a manufacturing tolerance of +/- 2.5%

Plated/Operating Weights (kg)

	Design	UK Legal
GVW Gross Vehicle Weight	35000	32000
Front axles	16000	14200
Drive axles	26000	19000

N.B. Tyre changes can effect legal weights.

Optional Equipment & Weights (kg)

	Front	Rear	Total		Front	Rear	Total
9.00 x 22.5 Alcoa alloy wheels	-76	-152	-228	Air conditioning	+40	0	+40
Tipmatic gearbox				L Sleeper cab	+155	0	+155
(alternative axle ratio required)	-55	-10	-65	225 Ah Batteries	+30	0	+30
ZF NH/4 PTO	+6	+1	+7				

All weights indicated above are subject to +/- 2.5% manufacturer's tolerance.

TGS 35.360 8x4 BB Heavy Duty Tipper TGS 35.400 8x4 BB Heavy Duty Tipper

Chassis Specification



Engine Model

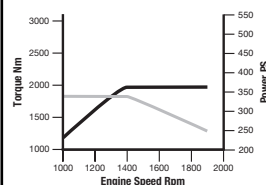
D20, 6 Cylinder in-line, 10.5 litre (Euro 5)

Features

- Exhaust Gas Recirculation (EGR)
- Common Rail EDC
- Cruise Control
- Exhaust valve brake
- Road speed limiter set not to exceed 89kph
- On-board diagnostics with NO_x control

D2066 EGR 360PS

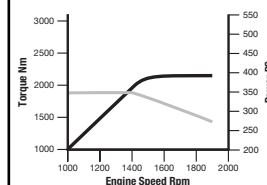
360PS @ 1900 rpm
1800 Nm @ 1000 - 1400 rpm



Power

D2066 EGR 400PS

400PS @ 1900 rpm
1900 Nm @ 1000 - 1400 rpm



Torque

Performance

@32000 kg

Engine Power	Gearbox	Axle Ratio	Geared Road Speed (mph)	Engine RPM @55 mph	Engine RPM @50 mph	Starting Grade	Tyre Size
360PS	16S222 OD	4.00:1	67	1557	1415	33%+	295/80R22.5
400PS	16S222 OD	4.00:1	67	1557	1415	33%+	295/80R22.5

Clutch

Reinforced single plate 430mm diameter, organic face non asbestos

Gearbox

ZF 16 speed synchromesh Overdrive with range change and splitter

Ratios

Forward

1	13.80	2	11.54	3	9.49
4	7.93	5	6.53	6	5.46
7	4.57	8	3.82	9	3.02
10	2.53	11	2.08	12	1.74
13	1.43	14	1.20	15	1.00
16	0.84				

Reverse

L 12.92 H 10.80

Automated Gearbox Option

MAN 12 speed Tipmatic

Frame

Construction	Bolted and Riveted
Material	Pressed steel
Section	270 x 85 x 8mm, 940 -762mm waisted

Fuel Tank

Capacity	300 Litre
Section	Rectangular Steel RHS mounted Locking cap

Axles

Steer Drive	VO-09 straight beam HPD-1353/HP-1333 hub reduction axle complete with cross axle and inter axle diff locks
-------------	--

Suspension

Steer Axle	Parabolic Springs Hydraulic Dampers Stabiliser
Rear Bogie	Inverted two spring Parabolic Springs Hydraulic Dampers Stabiliser on rear axles

Wheels & Tyres

Steer Axle	Tyres	295/80R 22.5 on/off road tread
	Wheels	9.00x22.5
Drive Axle	Tyres	295/80R 22.5 on/off road tread
	Wheels	9.00x22.5

Electrical System

Type	MANTronic CAN bus system with central on board computer and vehicle management computer
Voltage	24v
Alternator	80 Amp
Batteries	2 x 12v 175Ah

Braking System

Type	Electronic Brake System (EBS) with Anti-lock Braking System (ABS)
Features	Vented Disc Brakes on steer axles, Drum Brakes on drive axles
Parking Brake	Spring brakes on rear axles

Steering Gear

Type	ZF 8098 Servocom hydraulically assisted with auxiliary ram.
------	---

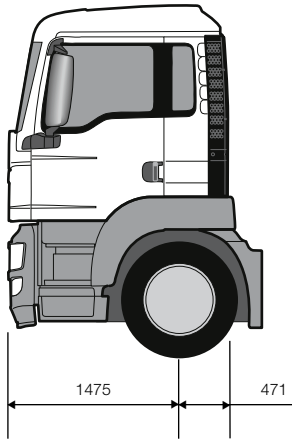
Exhaust System

Ground discharge silencer.


General Equipment

Electronic immobiliser.
Heated fuel filter.
NH/1c Power Take Off.
Separ water trap.

TGS 35.360 8x4 BB Heavy Duty Tipper
TGS 35.400 8x4 BB Heavy Duty Tipper
Cab Options



'M' Day Cab - Standard
Additional weight: 0 kg



'L' Sleeper
Additional Weight: 155 kg

MAN Truck & Bus UK Ltd.,
Frankland Road, Blagrove,
Swindon. Wiltshire SN5 8YU
www.mantruckandbus.co.uk

