



TGX 6x4 Rigid

Chassis Specification:
EURO 5

TGX 26.400 6x4 BB
TGX 26.440 6x4 BB
TGX 26.480 6x4 BB

TGX 26.400 6x4 BB Rigid

TGX 26.440 6x4 BB Rigid

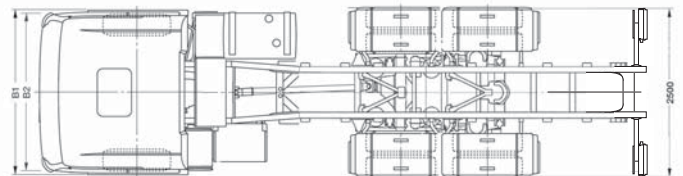
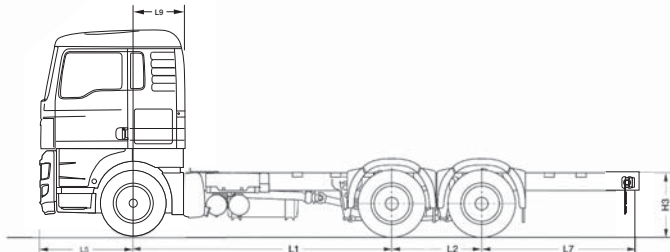
TGX 26.480 6x4 BB Rigid

Chassis Specification

Base Cab Model

TGX 'XL' Cab

For cab variants, options and specifications see separate TGX cab specification sheet



Vehicle Dimensions (mm)

L1	Wheelbase		3900	4200	4500	4800	5100
L2	Rear bogie spread		1400/1350*	1400/1350*	1400/1350*	1400/1350*	1400/1350*
L5	Front overhang		1475	1475	1475	1475	1475
L7	Rear overhang		2050/2100*	2200/2250*	2500/2550*	2600/2650*	2750/2800*
L9	Centre line front axle to back of cab		805	805	805	805	805
L17	Min. recommended body length	mm	6030	6545	7065	7580	8095
		ft.ins	19'9"	21'5"	23'2"	24'10"	26'6"
	Max. recommended body length	mm	6300	6835	7370	7905	8445
		ft.ins	20'8"	22'5"	24'2"	25'11"	27'8"
B1	Width across wings		2500	2500	2500	2500	2500
B2	Cab width over doors		2240	2240	2240	2240	2240
H3	Frame height at centre rear wheels	- laden	960	960	960	960	960
		- unladen	1030/990*	1030/990*	1030/990*	1030/990*	1030/990*

Recommended body length only applicable to bodies with UDL, without auxiliary equipment and vehicle to base specification

*Dimensions with rear bogie air suspension

Turning Circle

WTW	Wall to Wall	18200	19100	20100	21000	21900
KTK	Kerb to Kerb	16500	17400	18300	19200	20200

Unladen Weights (kg +/- 2.5%)

Front axle	4850	4870	4885	4900	4915
Rear bogie	4165	4170	4185	4190	4205
Total	9015	9040	9070	9090	9120

N.B. Unladen weights are for vehicle in standard specification with full tank of fuel, AdBlue and without driver.

Plated/Operating Weights (kg)

	Design	UK Legal
GTW Gross Train Weight	44000	40000/44000 ⁽²⁾
GVW Gross Vehicle Weight	26000	26000/25000 ⁽²⁾
Front axle	8000	8000
Rear bogie	20000	19000 ⁽¹⁾ /17000 ⁽²⁾

N.B. Tyre changes can effect legal weights. ⁽¹⁾ At 40000 kg or below on steel suspension. ⁽²⁾ Above 40000 kg on steel suspension.

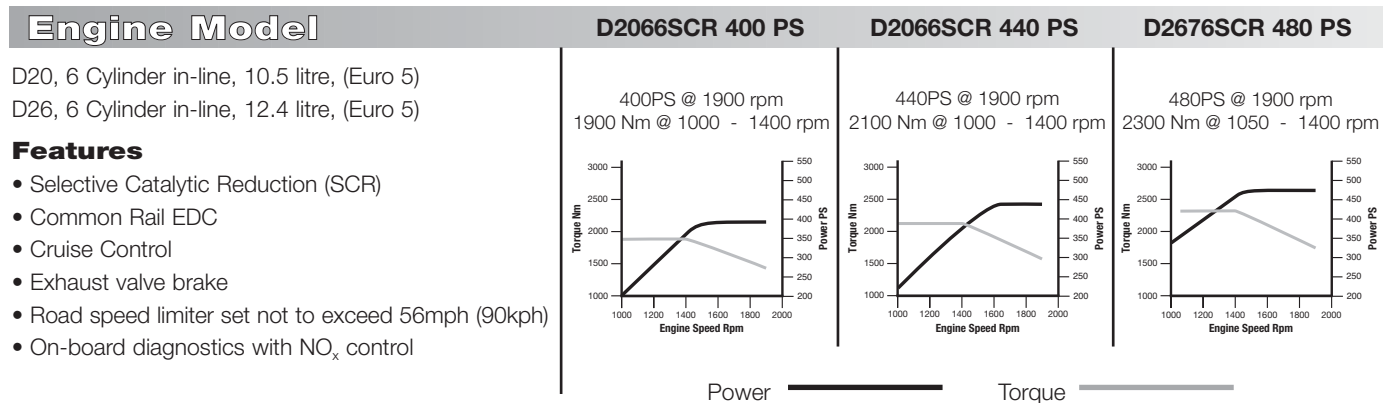
Optional Equipment & Weights (kg)

	Front	Rear	Total		Front	Rear	Total
D26 Engine in lieu of D20 engine	+25	0	+25	385/65R Super single tyres on			
Rear bogie 8 bellow air suspension	0	-210	-210	11.75x22.5 steel rims on front	+38	0	+38
Tipmatic Automated Gearbox	-45	-20	-65	'XLX' Sleeper cab	+40	0	+40
ZF PTO NH/4	+5	+2	+7	'XXL' Sleeper cab	+85	0	+85
Alloy air tanks	-9	-6	-15	Adjustable cab roof spoiler	+40	0	+40
3 Piece Steel Bumper	+80	-14	+64	All weights indicated above are subject to +/- 2.5% manufacturer's tolerance.			
225 Ah Batteries	+30	0	+30				

TGX 26.400 6x4 BB Rigid TGX 26.440 6x4 BB Rigid TGX 26.480 6x4 BB Rigid



Chassis Specification



Performance							@44000 kg	
Engine Power	Gearbox	Axle Ratio	Gear Road Speed (mph)	Engine RPM @55 mph	Engine RPM @50 mph	Starting Grade	Tyre Size	
400PS	16S222 DD	3.08:1	73.2	1427	1297	33%+	295/80R22.5	
440PS	16S222 DD	3.08:1	73.2	1427	1297	33%+	295/80R22.5	
480PS	16S232 DD	3.08:1	73.2	1427	1297	33%+	295/80R22.5	

Clutch

Single dry plate 430mm diameter, non asbestos

Gearbox

ZF Direct Drive 16 speed gearbox with range change and splitter

Ratios

Forward	1L	16.41	1H	13.80
	2L	11.28	2H	9.49
	3L	7.76	3H	6.53
	4L	5.43	4H	4.57
	5L	3.59	5H	3.02
	6L	2.47	6H	2.08
	7L	1.70	7H	1.43
	8L	1.19	8H	1.00

Reverse

L	15.36	H	12.92
---	-------	---	-------

Frame

Construction	Bolted and Riveted
Material	High tensile steel
Section	270 x 85 x 8mm, 940 - 762 waisted

Fuel Tank

Capacity	400 Litre
Section	Rectangular Steel RHS mounted Locking cap

Axles

Steer Axle	VOK-09 dropped beam
Drive Axles	HDY-1370/HY-1350 single reduction drive axles with cross axle and inter axle diff locks

Suspension

Steer Axle	Parabolic springs with shock absorbers and stabiliser
Drive Axles	Parabolic springs with shock absorbers and stabiliser

Wheels & Tyres

Steer Axle	Tyres	315/80R 22.5 steer tread
	Wheels	9.00x22.5
Drive Axles	Tyres	295/80R 22.5 traction tread
	Wheels	9.00x22.5

Electrical System

Type	MANTronic CAN bus system with central on board computer and vehicle management computer
Voltage	24v
Alternator	80 Amp
Batteries	2 x 12v 175Ah

Braking System

Type	Electronic Brake System (EBS) with Anti-lock Braking System (ABS)
Features	Vented disc Brakes, 2 line trailer brake connections and pad wear indicators
Parking Brake	Spring brakes on rear axles

Steering Gear

Type	ZF 8098 Servocom hydraulically assisted.
------	--

Exhaust System

Ground discharge silencer.

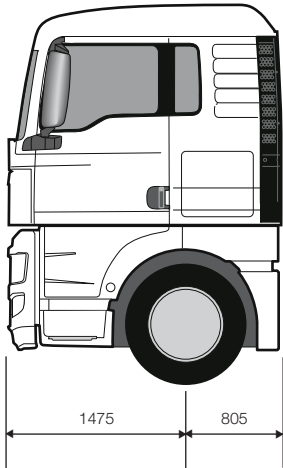
General Equipment

Chassis side guards.
3 piece plastic rear wings and spray reduction mats.
35 litre AdBlue tank.


TGX 26.400 6x4 BB Rigid
TGX 26.440 6x4 BB Rigid
TGX 26.480 6x4 BB Rigid



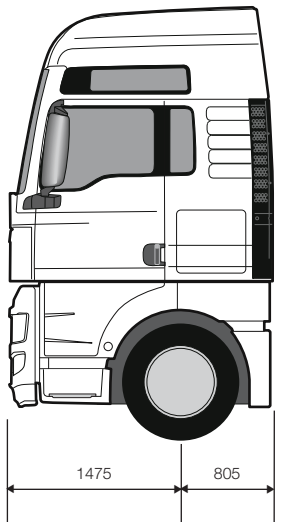
Cab Options



'XL' Sleeper - Standard
Additional weight: 0 kg



'XLX' Sleeper
Additional Weight: 40 kg



'XXL' Sleeper
Additional Weight: 85 kg

MAN Truck & Bus UK Ltd.,
Frankland Road, Blagrove,
Swindon. Wiltshire SN5 8YU
www.man-mn.co.uk

A member of the MAN Group.

