

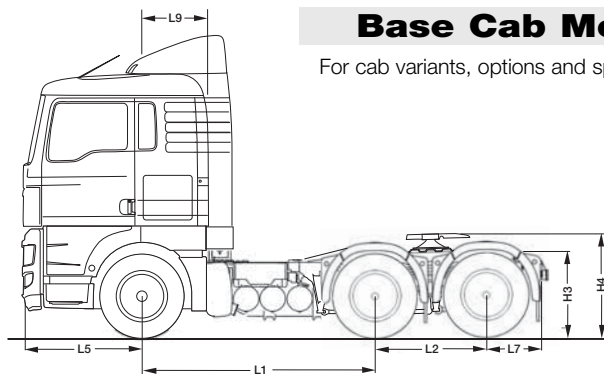


TGX 6x2 Tag Axle Tractor

Chassis Specification: TGX 26.480 6x2-2 BLS
EURO 5 TGX 26.540 6x2-2 BLS

TGX 26.480 6x2-2 BLS Tag Axle Tractor TGX 26.540 6x2-2 BLS Tag Axle Tractor

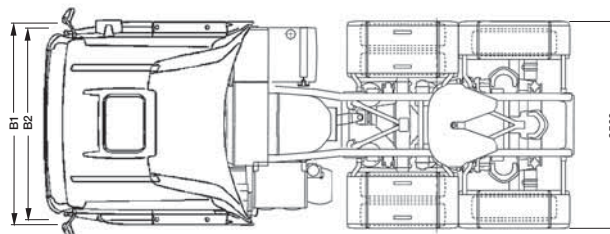
Chassis Specification



Base Cab Model

TGX 'XL' Cab

For cab variants, options and specifications see separate TGX cab specification sheet



Vehicle Dimensions (mm)

L1	Wheelbase	2900
L2	Rear bogie spread	1350
L5	Front overhang	1475
L7	Rear overhang	750
L9	Centre line front axle to back of cab	805
B1	Width across wings	2500
H3	Frame height at centre rear wheels	- laden 941 - unladen 971
H4	Standard 5th wheel height	- laden 1204 - unladen 1234

Turning Circle

WTW	Wall to Wall	14300
KTK	Kerb to Kerb	12600
	Optimum 5th wheel position for standard specification	1240

Unladen Weights (kg +/- 2.5%)

Front axle	4955
Rear bogie	3410
Total	8365

N.B. Unladen weights are for vehicle in standard specification with full tank of fuel, AdBlue and without driver.

Plated/Operating Weights (kg)

	Design	UK Legal
GCW Gross Combination Weight	50000	40000/44000 ⁽²⁾
GVW Gross Vehicle Weight	26000	25500 ⁽¹⁾ /24900 ⁽²⁾
Front axle	7500	7500
Drive axle	11500	11500 ⁽¹⁾ /10500 ⁽²⁾
Lift axle	7500	7500 ⁽¹⁾ /6900 ⁽²⁾

N.B. Tyre changes can effect legal weights. ⁽¹⁾@ 40000 kg or below ⁽²⁾above 40000 kg.

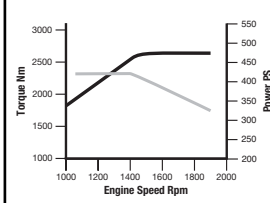
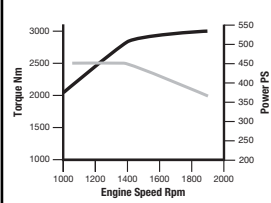
Optional Equipment & Weights (kg)

	Front	Rear	Total		Front	Rear	Total
Fixed 5th wheel	+17	-66	-49	385/65R Super Single Tyres on			
16 Speed manual gearbox	+35	+30	+65	11.75x22.5 steel rims on front	+38	0	+38
ZF PTO NH/4	+4	+3	+7	'XLX' Sleeper cab	+40	0	+40
Alloy Air Tanks	-3	-12	-15	'XXL' Sleeper cab	+85	0	+85
9.00 x 22.5 Alcoa Alloy Wheels	-38	-114	-152	ADR Preparation	+40	0	+40
3 piece steel bumper	+89	-25	+64	All weights indicated above are subject to +/- 2.5% manufacturer's tolerance.			
225 Ah Batteries	+30	0	+30				

TGX 26.480 6x2-2 BLS Tag Axle Tractor TGX 26.540 6x2-2 BLS Tag Axle Tractor



Chassis Specification

Engine Model	D2676 SCR 480PS	D2676 SCR 540PS
D26, 6 Cylinder in-line, 12.4 litre (Euro 5)	480PS @ 1900 rpm 2300 Nm @ 1050 - 1400 rpm	540PS @ 1900 rpm 2500 Nm @ 1050 - 1350 rpm
Features		
<ul style="list-style-type: none"> • Selective Catalytic Reduction (SCR) • Common Rail EDC • Cruise Control • Exhaust valve brake • Road speed limiter set not to exceed 56mph (90kph) • On-board diagnostics with NO_x control 	Power	Torque

Performance							@44000 kg
Engine Power	Gearbox	Axle Ratio	Geared Road Speed (mph)	Engine RPM @55 mph	Engine RPM @50 mph	Starting Grade	Tyre Size
480PS	12AS2330 DD	2.85:1	77.0	1360	1236	33%+	315/70R22.5
540PS	12AS2330 DD	2.85:1	77.0	1360	1236	33%+	315/70R22.5

Clutch

Single plate 430mm diameter, non asbestos

Gearbox

MAN Tipmatic 12 speed automated gearbox

Ratios

Forward					
1	15.86	2	12.33	3	9.57
4	7.44	5	5.87	6	4.57
7	3.47	8	2.70	9	2.10
10	1.63	11	1.29	12	1.00
Reverse					
	14.68				

Manual Gearbox Options

16 speed gearbox, with range change and splitter.

Frame

Construction	Bolted and Riveted
Material	High tensile steel
Section	270 x 85 x 8mm 940 - 762mm waisted

Fuel Tank

Capacity	450 Litre
Section	Rectangular Aluminium with Integral Step RHS mounted Locking cap

Axles

Steer	VOK-07 drop beam
Drive	HY-1350 single reduction
Rearlift Axle	NO-08 non steering

Suspension

Steer Axle	Parabolic Springs Hydraulic Dampers Stabiliser
Drive Axle	ECAS Controlled 4 Bag Air Hydraulic Dampers Stabiliser
Rearlift Axle	2 Bag Air Hydraulic Dampers Air Operated Lift Stabiliser

Wheels & Tyres

Steer Axle	Tyres	315/70R 22.5 steer tread
	Wheels	9.00x22.5
Drive Axle	Tyres	315/70R 22.5 drive tread
	Wheels	9.00x22.5
Rearlift Axle	Tyres	315/70R 22.5 steer tread
	Wheels	9.00x22.5

Check suitability of 295/80R 22.5 tyres with Product Engineering

Electrical System

Type	MANTronic CAN bus system with central on board computer and vehicle management computer
Voltage	24v
Alternator	80 Amp
Batteries	2 x 12v 175Ah

Braking System

Type	Electronic Brake System (EBS) with Anti-lock Braking System (ABS) and ASR traction control
Features	Vented disc brakes, 2 line trailer brake connections and pad wear indicators
Parking Brake	Spring brakes on rear axles

Steering Gear

Type	ZF 8098 Servocom hydraulically assisted.
------	--

Exhaust System

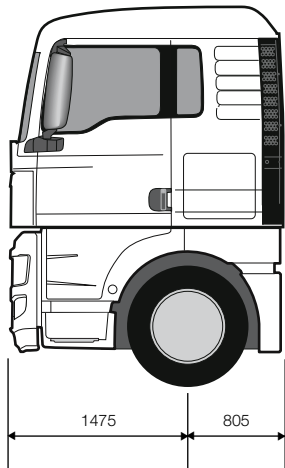
Ground discharge silencer.

General Equipment


- Adjustable roof blade air management with cab side deflectors
- Sliding fifth wheel and base plate
- 3 piece plastic rear wings and spray reduction mats
- Catwalk
- Hoses and couplings including ABS lead
- Coupling lamp
- Rear axle diff lock
- 35 litre AdBlue tank

TGX 26.480 6x2-2 BLS Tag Axle Tractor TGX 26.540 6x2-2 BLS Tag Axle Tractor

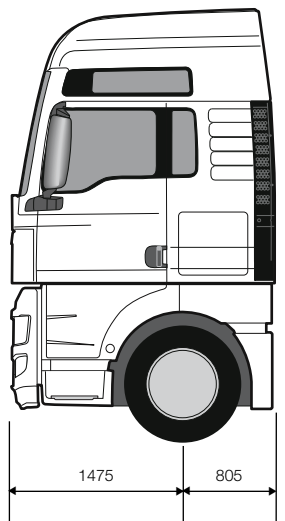
Cab Options



'XL' Sleeper - Standard
Additional weight: 0 kg



'XLX' Sleeper
Additional Weight: 40 kg



'XXL' Sleeper
Additional Weight: 85 kg

MAN Truck & Bus UK Ltd.,
Frankland Road, Blagrove,
Swindon. Wiltshire SN5 8YU
www.man-mn.co.uk

A member of the MAN Group.

