



TGS 6x4 Rigid

Chassis Specification:
EURO 5

TGS 26.360 6x4 BB
TGS 26.400 6x4 BB
TGS 26.440 6x4 BB

TGS 26.360 6x4 BB Rigid

TGS 26.400 6x4 BB Rigid

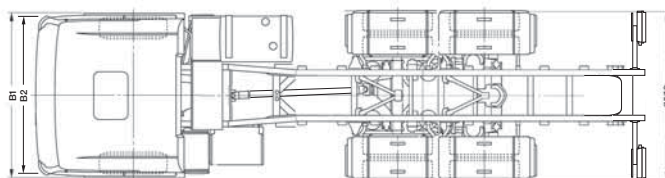
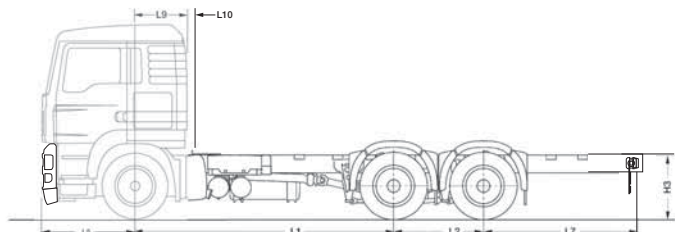
TGS 26.440 6x4 BB Rigid

Chassis Specification

Base Cab Model

TGS 'L' Cab

For cab variants, options and specifications see separate TGS cab specification sheet



Vehicle Dimensions (mm)

L1 Wheelbase		3900	4200	4500	4800	5100	
L2 Rear bogie spread		1400/1350*	1400/1350*	1400/1350*	1400/1350*	1400/1350*	
L5 Front overhang		1475	1475	1475	1475	1475	
L7 Rear overhang		2050/2100*	2200/2250*	2500/2550*	2600/2650*	2750/2800*	
L9 Centre line front axle to back of cab		805	805	805	805	805	
L10 Back of cab to foremost body/equip. position		80	80	80	80	80	
L17 Min. recommended body length	mm	5976	6491	7003	7517	8031	
	ft.ins	19'7"	21'3"	22'11"	24'7"	26'4"	
	Max. recommended body length	mm	6247	67790	7309	7841	8734
		ft.ins	20'5"	22'2"	23'11"	25'8"	27'5"
B1 Width across wings		2500	2500	2500	2500	2500	
B2 Cab width over doors		2240	2240	2240	2240	2240	
H3 Frame height at centre rear wheels	- laden	960	960	960	960	960	
	- unladen	1030/990*	1030/990*	1030/990*	1030/990*	1030/990*	

Recommended body length only applicable to bodies with UDL, without auxiliary equipment and vehicle to base specification

*Dimensions with rear bogie air suspension

Turning Circle

WTW Wall to Wall		18200	19100	20100	21000	21900
KTK Kerb to Kerb		16500	17400	18300	19200	20200

Unladen Weights ((kg +/- 2.5%))

Front axle	4735	4755	4770	4785	4800
Rear bogie	4165	4170	4105	4190	4200
Total	8900	8925	8955	8975	9000

N.B. Unladen weights are for vehicle in standard specification with full tank of fuel, AdBlue and without driver.

Plated/Operating Weights ((kg))

	Design	UK Legal
GTW Gross Train Weight	44000	40000/44000 ⁽²⁾
GVW Gross Vehicle Weight	26000	26000/25000 ⁽²⁾
Front axle	8000	8000
Rear bogie	20000	19000 ⁽¹⁾ /17000 ⁽²⁾

N.B. Tyre changes can effect legal weights. ⁽¹⁾ At 40000 kg or below on steel suspension. ⁽²⁾ Above 40000 kg on steel suspension.

Optional Equipment & Weights ((kg))

	Front	Rear	Total		Front	Rear	Total
Rear bogie 8 bellow air suspension	0	-210	-210	Air conditioning	+40	0	+40
Tipmatic Automated Gearbox	-45	-20	-65	385/65R Super single tyres on			
ZF PTO NH/4	+5	+2	+7	11.75x22.5 steel rims on front	+38	0	+38
Alloy air tanks	-9	-6	-15	'M' Day cab	-155	0	-155
Door extensions	+12	0	+12	'LX' Sleeper cab	+20	0	+20
3 Piece Steel Bumper	+80	-14	+64	Adjustable cab roof spoiler	+40	0	+40
225 Ah Batteries	+30	0	+30	All weights indicated above are subject to +/- 2.5% manufacturer's tolerance.			

TGS 26.360 6x4 BB Rigid TGS 26.400 6x4 BB Rigid TGS 26.440 6x4 BB Rigid

Chassis Specification



Engine Model

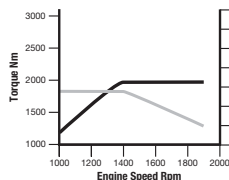
D20, 6 Cylinder in-line, 10.5 litre (Euro 5)

Features

- Selective Catalytic Reduction (SCR)
- Common Rail EDC
- Cruise Control
- Exhaust valve brake
- Road speed limiter set not to exceed 56mph (90kph)
- On-board diagnostics with NO_x control

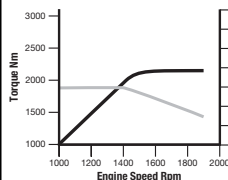
D2066 SCR 360PS

360PS @ 1900 rpm
1800 Nm @ 1000 - 1400 rpm



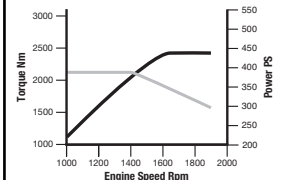
D2066 SCR 400PS

400PS @ 1900 rpm
1900 Nm @ 1000 - 1400 rpm



D2066 SCR 440PS

440PS @ 1900 rpm
2100 Nm @ 1000 - 1400 rpm



Power

Torque

Performance

@44000 kg

Engine Power	Gearbox	Axle Ratio	Geared Road Speed (mph)	Engine RPM @55 mph	Engine RPM @50 mph	Starting Grade	Tyre Size
360PS	16S222 DD	3.08:1	73.2	1427	1297	33%+	295/80R22.5
400PS	16S222 DD	3.08:1	73.2	1427	1297	33%+	295/80R22.5
440PS	16S222 DD	3.08:1	73.2	1427	1297	33%+	295/80R22.5

Clutch

Single dry plate 430mm diameter, non asbestos

Gearbox

Direct Drive 16 speed gearbox with range change and splitter

Ratios

Forward

1L	16.41	1H	13.80
2L	11.28	2H	9.49
3L	7.76	3H	6.53
4L	5.43	4H	4.57
5L	3.59	5H	3.02
6L	2.47	6H	2.08
7L	1.70	7H	1.43
8L	1.19	8H	1.00

Reverse

L	15.36	H	12.92
---	-------	---	-------

Automated Gearbox Option

MAN 12 speed Tipmatic

Frame

Construction	Bolted and Riveted
Material	High tensile steel
Section	270 x 85 x 8mm, 940 - 762 waisted

Fuel Tank

Capacity	400 Litre
Section	Rectangular Steel RHS mounted Locking cap

Axles

Steer Axle	VOK-09 dropped beam
Drive Axles	HDY-1370/HY-1350 single reduction drive axles with cross axle and inter axle diff locks

Suspension

Steer Axle	Parabolic springs with shock absorbers and stabiliser
Drive Axles	Parabolic springs with shock absorbers and stabiliser

Wheels & Tyres

Steer Axle	Tyres	315/80R 22.5 steer tread
	Wheels	9.00x22.5
Drive Axles	Tyres	295/80R 22.5 traction tread
	Wheels	9.00x22.5

Electrical System

Type	MANTronic CAN bus system with central on board computer and vehicle management computer
Voltage	24v
Alternator	80 Amp
Batteries	2 x 12v 175Ah

Braking System

Type	Electronic Brake System (EBS) with Anti-lock Braking System (ABS)
Features	Veinted disc Brakes, 2 line trailer brake connections and pad wear indicators
Parking Brake	Spring brakes on rear axles

Steering Gear

Type	ZF 8098 Servocom hydraulically assisted.
------	---

Exhaust System

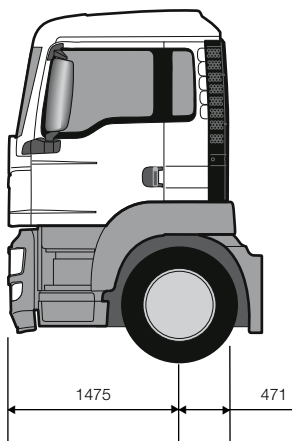
Ground discharge silencer.

General Equipment

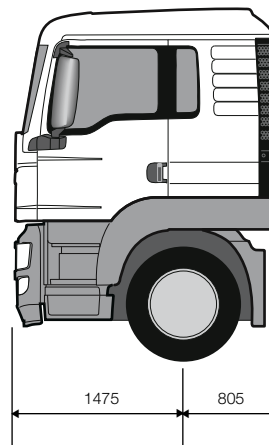
Chassis side guards.
3 piece plastic rear wings and spray
reduction mats.
35 litre AdBlue tank

TGS 26.360 6x4 BB Rigid
TGS 26.400 6x4 BB Rigid
TGS 26.440 6x4 BB Rigid


Cab Options



'M' Day Cab
Additional weight: -155 kg



'L' Sleeper - Standard
Additional Weight: 0 kg



'LX' Sleeper
Additional Weight: 20 kg

MAN Truck & Bus UK Ltd.,
Frankland Road, Blagrove,
Swindon. Wiltshire SN5 8YU
www.man-mn.co.uk

A member of the MAN Group.

