



TGS 6x2 Midlift Tractor

Chassis Specification: TGS 26.400 6x2/2 BLS
EURO 5 TGS 26.440 6x2/2 BLS

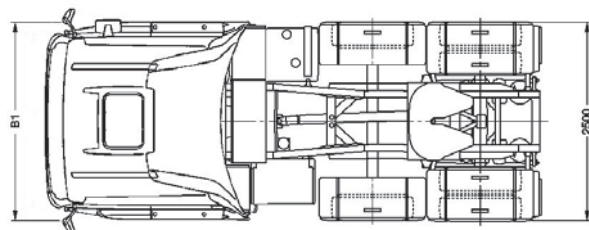
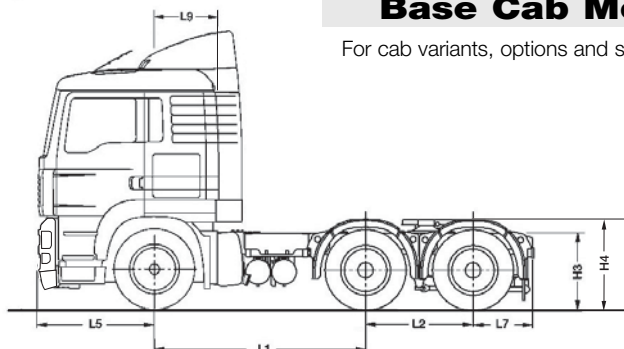
TGS 26.400 6x2/2 BLS Midlift Tractor TGS 26.440 6x2/2 BLS Midlift Tractor

Chassis Specification

Base Cab Model

TGS 'L' Cab

For cab variants, options and specifications see separate TGS cab specification sheet



Vehicle Dimensions (mm)

L1	Wheelbase	2600
L2	Rear bogie spread	1350
L5	Front overhang	1475
L7	Rear overhang	800
L9	Centre line front axle to back of cab	805
B1	Width across wings	2500
H3	Frame height at centre rear wheels	- laden 977 - unladen 1007
H4	Standard 5th wheel height	- laden 1240 - unladen 1270

Turning Circle

WTW	Wall to Wall	14800
KTK	Kerb to Kerb	13100
	Optimum 5th wheel position for standard specification	935

Unladen Weights (kg +/- 2.5%)

Front axle	4995
Rear axle	3060
Total	8055

N.B. Unladen weights are for vehicle in standard specification with full tank of fuel and without driver.

Plated/Operating Weights (kg)

	Design	UK Legal
GCW Gross Combination Weight	44000	40000 ⁽¹⁾ /44000 ⁽²⁾
GVW Gross Vehicle Weight	26000	23700
Front axle	8000	7100
Midlift axle	7100	7100 ⁽¹⁾ /6500 ⁽²⁾
Drive axle	11500	11500 ⁽¹⁾ /10500 ⁽²⁾

N.B. Tyre changes can effect legal weights. ⁽¹⁾@ 40000 kg or below ⁽²⁾above 40000 kg.

Optional Equipment & Weights (kg)

	Front	Rear	Total		Front	Rear	Total
D20 EGR Engine in lieu of D26 EGR engine	-25	0	-25	225 Ah Batteries	+30	0	+30
Fixed 5th wheel	+14	-63	-49	Door extensions	+12	0	+12
16 Speed manual gearbox	+35	+30	+65	Air Conditioning	+40	0	+40
ZF PTO NH/4	+4	+3	+7	385/65R Super Single Tyres on 11.75x22.5 steel rims on front	+38	0	+38
Alloy Air Tanks	-4	-11	-15	'M' Day cab	-225	0	-225
Windows in rear cab wall	+8	0	+8	'LX' Sleeper cab	+20	0	+20
9.00 x 22.5 Alcoa Alloy Wheels	-38	-114	-152	Lead up ramps	-7	+33	+26
3 piece steel bumper	+89	-25	+64	ADR Preparation	+40	0	+40

All weights indicated above are subject to +/- 2.5% manufacturer's tolerance.

TGS 26.400 6x2/2 BLS Midlift Tractor TGS 26.440 6x2/2 BLS Midlift Tractor

Chassis Specification



Engine Model

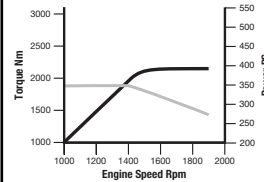
D20, 6 Cylinder in-line, 10.5 litre (Euro 5)

Features

- Common Rail EDC
- Cruise Control
- Exhaust valve brake
- Road speed limiter set not to exceed 56mph (90kph)
- On-board diagnostics with NO_x control

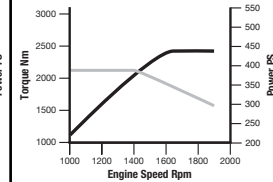
D2066 EGR 400PS

400PS @ 1900 rpm
1900 Nm @ 1000 - 1400 rpm



D2676 EGR 440PS

440PS @ 1900 rpm
2100 Nm @ 1000 - 1400 rpm



Power

Torque

Performance

@44000 kg

Engine Power	Gearbox	Axle Ratio	Geared Road Speed (mph)	Engine RPM @55 mph	Engine RPM @50 mph	Starting Grade	Tyre Size
400PS	12AS2130 DD	3.08:1	69.2	1510	1372	33%+	295/80R22.5
440PS	12AS2130 DD	2.85:1	74.8	1397	1270	33%+	295/80R22.5

Clutch

Single plate 430mm diameter, non asbestos

Gearbox

MAN Tipmatic 12 speed automated gearbox

Ratios

Forward

1	15.86	2	12.33	3	9.57
4	7.44	5	5.87	6	4.57
7	3.47	8	2.70	9	2.10
10	1.63	11	1.29	12	1.00

Reverse

14.68

Manual Gearbox Options

16 speed gearbox, with range change and splitter.

Frame

Construction	Bolted and Riveted
Material	High tensile steel
Section	270 x 85 x 8mm 940 - 762mm waisted

Fuel Tank

Capacity	450 Litre
Section	Rectangular Aluminium with Integral Step RHS mounted Locking cap

Axles

Steer	VOK-09 drop beam
Midlift Axle	LO-08 non steering
Drive Axle	HY-1350 single reduction

Suspension

Steer Axle	Parabolic Springs Hydraulic Dampers Stabiliser
Midlift Axle	2 Bag Air Hydraulic Dampers Air Operated Lift
Drive Axle	ECAS Controlled 4 Bag Air Hydraulic Dampers Stabiliser

Wheels & Tyres

Steer Axle	Tyres	295/80R 22.5 steer tread
	Wheels	9.00x22.5
Midlift Axle	Tyres	295/80R 22.5 steer tread
	Wheels	9.00x22.5
Drive Axle	Tyres	295/80R 22.5 drive tread
	Wheels	9.00x22.5

Electrical System

Type	MANTronic CAN bus system with central on board computer and vehicle management computer
Voltage	24v
Alternator	80 Amp
Batteries	2 x 12v 175Ah

Braking System

Type	Electronic Brake System (EBS) with Anti-lock Braking System (ABS) and ASR traction control
Features	Vented disc brakes, 2 line trailer brake connections and pad wear indicators
Parking Brake	Spring brakes on rear axles

Steering Gear

Type	ZF 8098 Servocom hydraulically assisted.
------	--

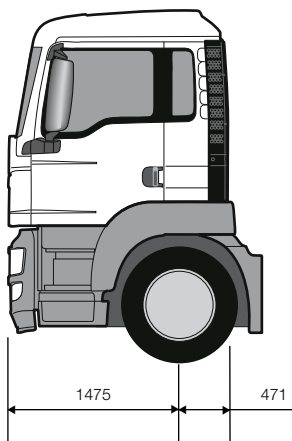
Exhaust System

Ground discharge silencer

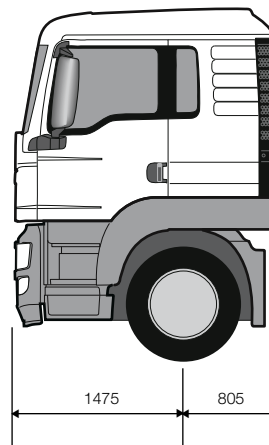
General Equipment

Adjustable roof blade air management with cab side deflectors (sleeper models only)
Sliding fifth wheel and base plate
3 piece plastic rear wings and spray reduction mats
Catwalk
Hoses and couplings including ABS lead
Coupling lamp
Rear axle diff lock


TGS 26.400 6x2/2 BLS Midlift Tractor
TGS 26.440 6x2/2 BLS Midlift Tractor
Cab Options



'M' Day Cab
Additional weight: -225 kg



'L' Sleeper - Standard
Additional Weight: 0 kg



'LX' Sleeper
Additional Weight: 20 kg

MAN Truck & Bus UK Ltd.,
Frankland Road, Blagrove,
Swindon. Wiltshire SN5 8YU
www.man-mn.co.uk

A member of the MAN Group.

