



TGM 18 Tonne 4x4 Rigid

Chassis Specification: TGM 18.250 4x4 BB
TGM 18.290 4x4 BB



TGM 18.250 18 Tonne 4x4 BB Rigid

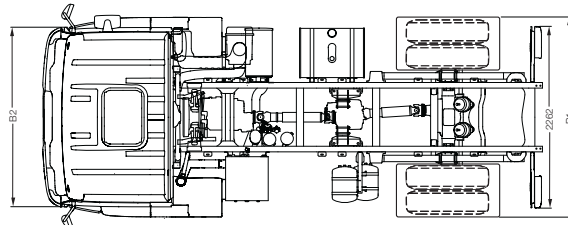
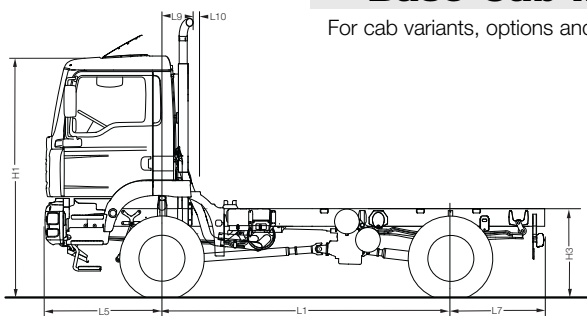
TGM 18.290 18 Tonne 4x4 BB Rigid

Chassis Specification

Base Cab Model

TGM C Cab

For cab variants, options and specifications see separate TGM cab specification sheet



Vehicle Dimensions (mm)

		3600	3900	4200	4500
L1	Wheelbase				
L5	Front overhang	1450	1450	1450	1450
L7	Rear overhang	1775	1925	2125	2325
L9	Centre line front axle to back of exhaust	480	480	480	480
L10	Back of cab to foremost body/equip. position	50	50	50	50
B1	Width across rear tyres	2422	2422	2422	2422
B2	Cab width over doors	2240	2240	2240	2240
H1	Cab height*				
	- laden	3032	3032	3032	3032
	- unladen	3122	3122	3122	3122
H3	Frame height at centre rear wheels*				
	- laden	1110	1110	1110	1110
	- unladen	1247	1247	1247	1247

* Increase by 75 mm unladen and 45 mm laden with 395/85R 20 tyres all round.

Turning Circle

WTW	Wall to Wall	15000	16000	17000	17900
KTK	Kerb to Kerb	13300	14300	15300	16200

Unladen Weights (kg +/- 2.5%)

Front axle	3880	3890	3910	3920
Rear axle	2040	2050	2075	2100
Total	5920	5940	5985	6020

N.B. Unladen weights are for vehicle in standard specification with full tank of fuel and without driver.

Plated/Operating Weights (kg)

	Design	UK Legal
GTW Gross Train Weight	33000 ⁽¹⁾	33000 ⁽¹⁾
GVW Gross Vehicle Weight	18000	18000
Front axle	7100/7500 ⁽²⁾	7100/7500 ⁽²⁾⁽³⁾
Rear axle	11500	11500/11200 ⁽³⁾

N.B. Tyre changes can effect legal weights. ⁽¹⁾ Maximum value, subject to specification.

⁽²⁾ Only with Data Conversion File, Suspension and suitable Tyres. ⁽³⁾ With 395/85R 20 tyres all round.

Optional Equipment & Weights (kg)

	Front	Rear	Total		Front	Rear	Total
290PS Engine In Lieu Of 250PS Engine	+10	0	+10	L Sleeper Cab	+170	0	+170
340PS Engine In Lieu Of 250PS Engine	+15	0	+15	Tipmatic Transmission	+10	0	+10
Exhaust Valve Brake (EVB)	+7	0	+7	Document Box (Day Cab Only)	+5	0	+5
Air Conditioning	+25	0	+25	MAN Alloy Wheels 8.25x22.5	-30	-60	-90
Super Single Tyres And Wheels	+155	-60	+95	EEV Engine	+7	0	+7

All weights indicated above are subject to +/- 2.5% manufacturer's tolerance.

TGM 18.250 18 Tonne 4x4 BB Rigid

TGM 18.290 18 Tonne 4x4 BB Rigid

Chassis Specification



Engine Model	D0836 LFL63 250 PS	D0836 LFL64 290 PS
6 Cylinder in-line, 6.9 litre (Euro 5)		
Features		
<ul style="list-style-type: none"> Exhaust Gas Recirculation (EGR) Common Rail EDC Cruise Control Exhaust brake Road speed limiter set to 85 kph On-board diagnostics with NO_x control Optional EEV engines 		
Maximum Power	250PS @ 2300 rpm	290PS @ 2300 rpm
Peak Torque	1000 Nm @ 1200-1750 rpm	1150 Nm @ 1200-1750 rpm
Graph Legend		
Power		
Torque		

Performance							@18000 kg
Engine Power	Gearbox	Axle Ratio	Geared Road Speed (mph)	Engine RPM @55 mph	Engine RPM @50 mph	Starting Grade	Tyre Size
250PS	9S1310 OD	5.33:1	68.3	1852	1683	33%+	295/80R22.5
290PS	9S1310 OD	5.33:1	68.3	1852	1683	33%+	295/80R22.5

Clutch
Single plate 395mm diameter, asbestos free lining

Axles
Front VP-09 straight beam
Rear HY-1333 single reduction drive axle

Braking System
Type Electronic Brake System (EBS) with Anti-lock Braking System (ABS)
Features Disc brakes, air dryer, asbestos free linings and brake assistant
Parking Brake Spring brakes on rear axle

Gearbox
9 speed 9S1310 OD manual gearbox.

Ratios

1	9.48	2	6.58	3	4.68
4	3.48	5	2.62	6	1.89
7	1.35	8	1.00	9	0.75
R	8.97				

Suspension
Front Axle Parabolic Springs with Shock Absorbers and Stabiliser
Rear Axle Parabolic Springs with Shock Absorbers and Stabiliser

Steering Gear
Type ZF8098 Servocom hydraulically assisted.

Automated Gearbox Option
MAN Tipmatic 12 speed*
*Alternative axle ratio required.

Wheels & Tyres

Wheels	Steel	8.25x22.5
Tyres	Front	295/80R 22.5 steer tread
	Rear	295/80R 22.5 traction tread

Exhaust System
Vertical discharge silencer, incorporating diesel oxidation catalyst (DOC).

Frame

Construction	Bolted and Riveted
Material	High tensile steel
Section	270 x 70 x 7mm
Frame Width	864mm

Wheels and Tyres Option

Wheels	Steel	10.00x20.00
Tyres	Front &	395/85R 20
	Rear	Off Road Tread

General Equipment
Electronic immobiliser.
Fuel filter with water separator.
Windows in rear cab wall.
Steel front bumper.
Body mounting brackets.
Audible reverse warning with night silent.

Fuel Tank

Capacity	200 Litre
Section	Rectangular Steel
	RHS mounted with locking cap

Electrical System

Type	MANTronic CAN bus system with central on board computer and vehicle management computer
Voltage	24v
Alternator	80 Amp
Batteries	2 x 12v 140Ah

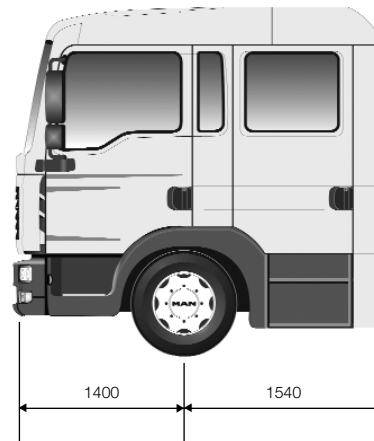
TGM 18.250 18 Tonne 4x4 BB Rigid
TGM 18.290 18 Tonne 4x4 BB Rigid
Cab Options



'C' Day Cab - Standard
Additional weight: 0 kg



'L' Sleeper
Additional Weight: 170 kg



'DK' Crew
Additional Weight: 395 kg

MAN Truck & Bus UK Ltd.,
Frankland Road, Blagrove,
Swindon. Wiltshire SN5 8YU
www.man-mn.co.uk

A member of the MAN Group.

