

TGS 8X4 NORMAL HEIGHT TIPPER

Chassis Specification:

TGS 32.400 8x4 BB CH

TGS 32.430 8x4 BB CH

TGS 32.470 8x4 BB CH

TGS 32.510 8x4 BB CH



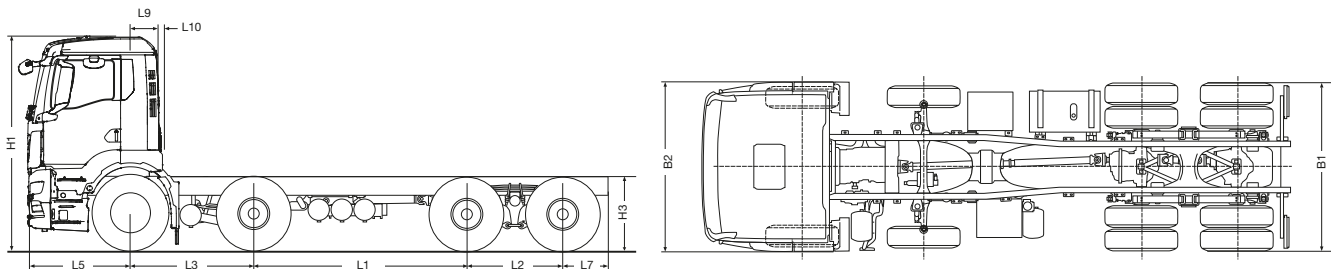
TGS 8X4 NORMAL HEIGHT TIPPER

TGS 32.400 8x4 BB CH TGS 32.470 8x4 BB CH

TGS 32.430 8x4 BB CH TGS 32.510 8x4 BB CH

Base Cab Model TGS 'NN' Cab

For cab variants, options and specifications see separate cab specification sheet.



Vehicle Dimensions (mm)

Dimension	Description	3205	3505
L1	Wheelbase	3205	3505
L2	Rear bogie spread	1400	1400
L3	Front axle spread	1795	1759
L5	Front overhang	1475	1475
L7	Rear overhang	800	800
L9	Centre line front axle to back of cab	490	490
L10	Back of cab to start of body	60	60
B1	Width across rear tyres	2462	2462
B2	Cab width over wings	2499	2499
H1	Cab height	- laden	3095
		- unladen	3158
H3	Frame height at centre rear wheels	- laden	966
		- unladen	1046

Turning Circle (m)

WTW	Wall to Wall	21.8	22.7
KTK	Kerb to Kerb	20.1	20.9

Unladen Weights (kg +/- 2.5%)

Front axle	6359	6403
Rear axle	3073	3058
Total	9432	9461

Unladen weights are for vehicle in standard specification with full tanks of fuel and AdBlue® and include driver.

Plated/Operating Weights (kg)

	Design	UK Legal
GVW Gross Vehicle Weight	34000	32000
Front axles ⁽¹⁾	14200	14200
Rear Bogie	21000	19000

Tyre changes can affect legal weights. (1) 15000 kg front axles upgrade available.

Optional Equipment & Weights

D2676 Engine	+230	Hub reduction rear axles	+410
16 Speed manual transmission	+69	TN Cab	+110
Air Conditioning	+30	TM Cab	+125
15000 kg capacity front axle	+38	Roof mounted revolving beacons	+10
9.00 x 22.5 Alloy Wheels	-156	Rear cab window guard	+3

All weights indicated above subject to +/- 2.5% manufacturer's tolerance. Changes to standard equipment will alter kerb weights.

Engine Model - Euro 6	D1556LF17	D2676LFAJ	D2676LFAI	D26LFAF	Features
Engine Power (PS)	400	430	470	510	<ul style="list-style-type: none"> ▪ Selective Catalytic Reduction ▪ Cruise Control ▪ Exhaust brake ▪ Road Speed Limiter (89 km/h) ▪ OBD-E ▪ Suitable for EN15940
Rated Speed (rpm)	1800	1800	1800	1800	
Torque (Nm)	1800	2200	2400	2600	
Torque Range (rpm)	1000 - 1500	930 - 1350	930 - 1350	930 - 1350	
Cylinders	6	6	6	6	
Capacity (cc)	9037	12419	12419	12419	

Performance at 32000 kg

Engine Power	Gearbox	Axle Ratio	Geared Road Speed (mph)	Engine RPM @55 mph	Engine RPM @50 mph	Starting Grade	Tyre Size
400PS	12.26 OD	3.70:1	75	1313	1180	33%+	295/80R22.5
430PS	12.28 OD	3.70:1	75	1313	1180	33%+	295/80R22.5
470PS	12.28 OD	3.70:1	75	1313	1180	33%+	295/80R22.5
510PS	12.28 OD	3.70:1	75	1313	1180	33%+	295/80R22.5

Clutch

Single plate 430mm diameter, asbestos free lining

Axles

Steer Drop beam
Drive Single reduction with cross axle and inter-axle differential locks

Braking System

Type Electronic Brake System (EBS) with Anti-lock Braking System (ABS)
Features Disc brakes, air dryer, asbestos free linings
Parking Brake Spring brakes on rear axle

Gearbox

12 Speed Tipmatic® Automated

Ratios

1	12.92
2	9.98
3	7.67
4	5.94
5	4.57
6	3.53
7	2.83
8	2.19
9	1.68
10	1.30
11	1.00
12	0.77
R1	12.03
R2	9.92

Suspension

Steer Axle Three leaf parabolic springs with shock absorbers and stabiliser
Rear Bogie Three leaf parabolic springs with shock absorbers and stabiliser

Steering

Type Hydraulically assisted

Rims & Tyres

Rims Steel 9.00 x 22.5
Tyres Steer 295/80R22.5
Drive 295/80R22.5

Exhaust System

Ground discharge silencer, incorporating Diesle Particulate Filter (DPF)

Electrical System

Type CAN Bus system with central on-board computer
Voltage 24V
Alternator 110 AMP
Batteries 2 x 12v 175Ah

General Equipment

35 Litre AdBlue® tank
Electronic immobiliser
Fuel filter with water separator
Mechanical battery master switch
Audible reverse warning with night silent
Central locking doors
Electronically controlled and heated rear view mirrors
NH/4c Power Take Off (PTO)
Preparation wiring for roof beacons
Rear cab window
Steel front bumper

Frame

Construction	Bolted and riveted
Material	S500MC
Section	270 x 85 x 7 mm
Frame width	942 - 762 mm waisted

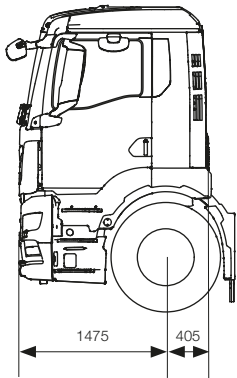
Fuel Tank

Capacity	300 Litres
Section	Rectangular steel LHS mounted Locking cap

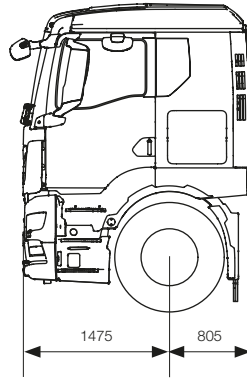
TGS 8X4 NORMAL HEIGHT TIPPER

Cab Options

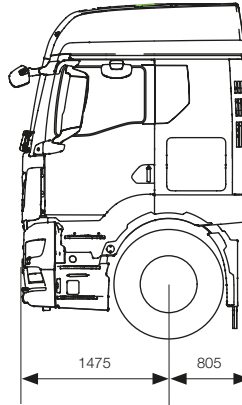
'NN' Cab



'TN' Cab



'TM' Cab



MAN Truck & Bus UK Ltd.,
Frankland Road, Blagrove,
Swindon. Wiltshire SN5 8YU
www.mantruckandbus.co.uk

Ref: MAN TGS 8X4RGTIP / 10

Issue Date: May 2022

Technical illustrations are not binding.

Front cover picture may not be standard equipment.

We reserve the right to make modifications in line with technical progress.