

TGM 18 TONNE 4X2 TIPPER

Chassis Specification:

TGM 18.250 4x2 BL CH

TGM 18.290 4x2 BL CH

TGM 18.320 4x2 BL CH



TGM 18 TONNE 4X2 TIPPER

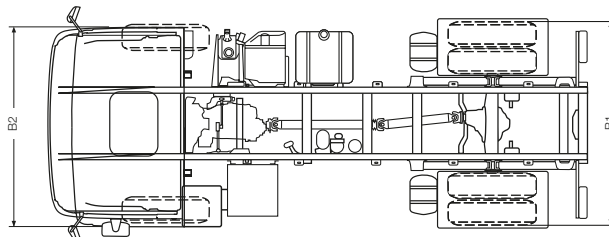
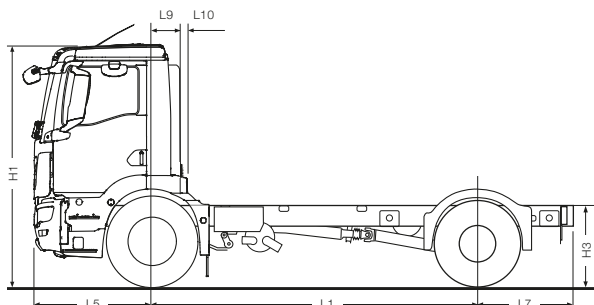
TGM 18.250 4x2 BL CH

TGM 18.290 4x2 BL CH

TGM 18.320 4x2 BL CH

Base Cab Model TGM 'CC' Cab

For cab variants, options and specifications see separate cab specification sheet.



Vehicle Dimensions (mm)

Dimension	Description	Design	UK Legal
L1	Wheelbase	3575	3875
L5	Front overhang	1400	1400
L7	Rear overhang	1125	1125
L9	Centre line front axle to back of cab	390	390
L10	Back of cab to start of body/equipment	50	50
B1	Width across rear tyres	2443	2443
B2	Cab width over wings	2488	2488
H1	Cab height	- laden: 2866 - unladen: 2949	2866 2949
H3	Frame height at centre rear wheels	- laden: 976 - unladen: 1107	976 1107

Turning Circle (m)

Measurement	Description	Design	UK Legal
WTW	Wall to Wall	14.3	15.2
KTK	Kerb to Kerb	12.9	13.7

Unladen Weights (kg +/- 2.5%)

Front axle	3534	3559
Rear axle	1694	1735
Total	5228	5294

Unladen weights are for vehicle in standard specification with full tanks of fuel and AdBlue® and include driver.

Plated/Operating Weights (kg)

Weight Type	Description	Design	UK Legal
GTW	Gross Train Weight ⁽¹⁾	33000	33000
GVW	Gross Vehicle Weight	18000	18000
Front axle ⁽²⁾		7100	7100
Rear axle		11500	11500

Tyre changes can affect legal weights. (1) Maximum value subject to specification. (2) 7500 kg upgrade optional.

Optional Equipment & Weights

175 Ah Batteries	+52	9.00 x 22.5 Alloy Wheels	-82
Steel Front Bumper	+14	Rear cab window guard	+3
Air Conditioning	+30	Roof mounted revolving beacons	+10
12 Speed Tipmatic® transmission	+16		

All weights indicated above subject to +/- 2.5% manufacturer's tolerance. Changes to standard equipment will alter kerb weights.

Engine Model - Euro 6	D0836LFLBK	D0836LFLBJ	D0836LFLBI	Features
Engine Power (PS)	250	290	320	<ul style="list-style-type: none"> ▪ Selective Catalytic Reduction ▪ Cruise Control ▪ Exhaust brake ▪ Road Speed Limiter (89 km/h) ▪ OBD-E ▪ Suitable for EN15940
Rated Speed (rpm)	2200	2200	2200	
Torque (Nm)	1050	1150	1250	
Torque Range (rpm)	1200 - 1600	1200 - 1700	1200 - 1700	
Cylinders	6	6	6	
Capacity (cc)	6871	6871	6871	

Performance at 18000 kg

Engine Power	Gearbox	Axle Ratio	Geared Road Speed (mph)	Engine RPM		Starting Grade	Tyre Size
				@55 mph	@50 mph		
250PS	09.13 OD	4.36:1	76	1594	1433	33%+	295/80R22.5
290PS	09.13 OD	4.36:1	76	1594	1433	33%+	295/80R22.5
320PS	09.13 OD	4.36:1	76	1594	1433	33%+	295/80R22.5

Clutch

Single plate 395mm diameter, asbestos free lining

Gearbox

9 Speed Manual

Ratios

1	9.48
2	6.58
3	4.68
4	3.48
5	2.62
6	1.89
7	1.35
8	1.00
9	0.75
R2	8.97

Frame

Construction	Bolted and riveted
Material	S500MC
Section	270 x 70 x 7 mm
Frame width	864 mm

Fuel Tank

Capacity	220 Litres
Section	Rectangular steel RHS mounted Locking cap

Axles

Steer	Drop beam
Drive	Single reduction with differential lock

Suspension

Steer Axle	Single parabolic springs with shock absorbers and stabiliser
Drive Axle	Four leaf parabolic springs with shock absorbers and stabiliser

Rims & Tyres

Rims	Steer Steel 9.00 x 22.5 Drive Steel 8.25 x 22.5
Tyres	Steer 295/80R22.5 Drive 295/80R22.5

Electrical System

Type	CAN Bus system with central on-board computer
Voltage	24V
Alternator	110 AMP
Batteries	2 x 12v 88Ah

Steering

Type	Hydraulically assisted
------	------------------------

Braking System

Type	Electronic Brake System (EBS) with Anti-lock Braking System (ABS)
Features	Disc brakes, air dryer, asbestos free linings
Parking Brake	Spring brakes on rear axle

Exhaust System

Ground discharge silencer, incorporating Diesel Particulate Filter (DPF)

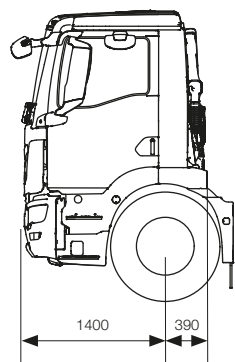
General Equipment

35 Litre AdBlue® tank
Electronic immobiliser
Fuel filter with water separator
Mechanical battery master switch
Audible reverse warning with night silent
Manual locking doors
Manual mirrors
Lane Guard System (LGS)
Emergency Brake Assist (EBA)
Electronic Stability Programme (ESP)
NH/4c Power Take Off (PTO)
Preparation wiring for roof beacons
Rear cab window
Rear under run

TGM 18 TONNE 4X2 TIPPER

Cab Options

'CC' Cab



MAN Truck & Bus UK Ltd.,
Frankland Road, Blagrove,
Swindon. Wiltshire SN5 8YU
www.mantruckandbus.co.uk

Ref: MAN TGM 18T4X2TIP / 11

Issue Date: May 2022

Technical illustrations are not binding.

Front cover picture may not be standard equipment.

We reserve the right to make modifications in line with technical progress.