

# TGM 15 TONNE 4X2 RIGID

Chassis Specification:

TGM 15.250 4x2 BL CH

TGM 15.290 4x2 BL CH

TGM 15.320 4x2 BL CH



# TGM 15 TONNE 4X2 RIGID

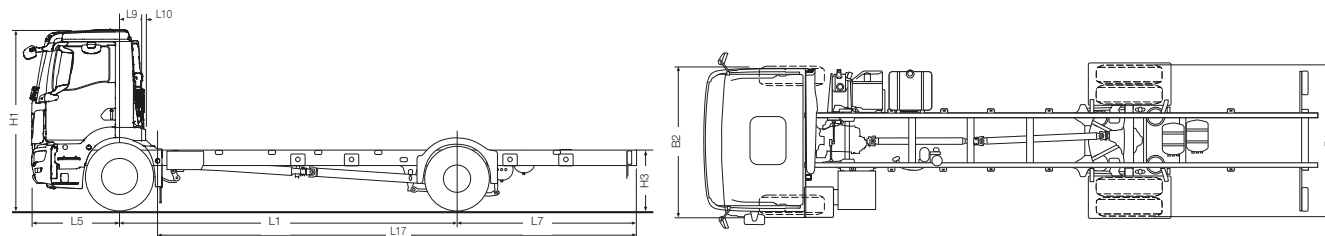
TGM 15.250 4x2 BL CH

TGM 15.290 4x2 BL CH

TGM 15.320 4x2 BL CH

## Base Cab Model TGM 'CC' Cab

For cab variants, options and specifications see separate cab specification sheet.



## Vehicle Dimensions (mm)

		3525	3825	4125	4425	4775	5125	5475
L1	Wheelbase	3525	3825	4125	4425	4775	5125	5475
L5	Front overhang	1250	1250	1250	1250	1250	1250	1250
L7	Rear overhang	1925	2125	2325	2475	2675	2875	3075
L9	Centre line front axle to back of cab	440	440	440	440	440	440	404
L10	Back of cab to start of body/equipment	50	50	50	50	50	50	50
L17	Min. recommended body length	4588	5060	5527	5995	6540	7085	7626
		mm						
		ft.ins.	15'1"	16'7"	18'2"	19'8"	23'3"	25'0"
	Max. recommended body length	4960	5460	5960	6410	6960	7510	8060
		mm						
		ft.ins.	16'3"	17'11"	19'7"	21'0"	24'8"	26'5"
B1	Width across rear tyres	2398	2398	2398	2398	2398	2398	2398
B2	Cab width over wings	2371	2371	2371	2371	2371	2371	2371
H1	Cab height	2746	2746	2746	2746	2746	2746	2746
		- laden						
		- unladen	2820	2820	2820	2820	2820	2820
H3	Frame height at centre rear wheels	827	827	827	827	827	827	827
		- laden						
		- unladen	857	857	857	857	857	857

Recommended body length only applicable to bodies with UDL, without auxiliary equipment and vehicle to base specification.

## Turning Circle (m)

WTW	Wall to Wall	14.8	15.7	16.7	17.7	18.7	19.8	21.0
KTK	Kerb to Kerb	13.4	14.4	15.3	16.2	17.3	18.5	19.6

## Unladen Weights (kg +/- 2.5%)

Front axle	3485	3485	3483	3479	3478	3475	3472
Rear axle	1453	1466	1495	1512	1537	1555	1585
Total	4938	4951	4978	4991	5015	5030	5075

Unladen weights are for vehicle in standard specification with full tanks of fuel and AdBlue® and include driver.

## Plated/Operating Weights (kg)

		Design	UK Legal
GTW	Gross Train Weight <sup>(1)</sup>	33000	33000
GVW	Gross Vehicle Weight	1500	1500
	Front axle <sup>(2)</sup>	5600	5600
	Rear axle	10000	10000

Tyre changes can affect legal weights. (1) Maximum value subject to specification. (2) 6300 kg upgrade optional.

## Optional Equipment & Weights

Steel Front Bumper	+14	NH/4c PTO	+6
175 Ah Batteries	+35	TN Cab	+235
Air Conditioning	+30	TM Cab	+250
6300 kg plated front axle (inc tyres)	+10	DN Cab	+560
9 Speed Manual transmission	-16		

All weights indicated above subject to +/- 2.5% manufacturer's tolerance. Changes to standard equipment will alter kerb weights.

Engine Model - Euro 6	D0836LFLBK	D0836LFLBJ	D0836LFLBI	Features
Engine Power (PS)	250	290	320	<ul style="list-style-type: none"> <li>▪ Selective Catalytic Reduction</li> <li>▪ Cruise Control</li> <li>▪ Exhaust brake</li> <li>▪ Road Speed Limiter (89 km/h)</li> <li>▪ OBD-E</li> <li>▪ Suitable for EN15940</li> </ul>
Rated Speed (rpm)	2200	2200	2200	
Torque (Nm)	1050	1150	1250	
Torque Range (rpm)	1200 - 1600	1200 - 1700	1200 - 1700	
Cylinders	6	6	6	
Capacity (cc)	6871	6871	6871	

### Performance at 7500 kg

Engine Power	Gearbox	Axle Ratio	Geared Road Speed (mph)	Engine RPM		Starting Grade	Tyre Size
				@55 mph	@50 mph		
250PS	12.12 OD	3.70:1	75	1617	1453	33%+	285/70R19.5
290PS	12.12 OD	3.70:1	75	1617	1453	33%+	285/70R19.5
320PS	12.12 OD	3.70:1	75	1617	1453	33%+	285/70R19.5

### Clutch

Single plate 395mm diameter, asbestos free lining

### Gearbox

12 Speed Tipmatic® Automated

#### Ratios

1	10.37
2	8.43
3	6.49
4	5.27
5	4.18
6	3.39
7	2.48
8	2.01
9	1.55
10	1.26
11	1.00
12	0.81
R1	10.56
R2	8.58

### Frame

Construction	Bolted and riveted
Material	S420MC
Section	270 x 70 x 7 mm
Frame width	864 mm

### Fuel Tank

Capacity	220 Litres
Section	Rectangular steel RHS mounted Locking cap

### Axles

Steer	Drop beam
Drive	Single reduction

### Suspension

Steer Axle	Two leaf parabolic springs with shock absorbers and stabiliser
Drive Axle	Electronically controlled air suspension with shock absorbers and stabiliser

### Rims & Tyres

Rims	Steel 7.50 x 19.5
Tyres	Steer 285/70R19.5 Drive 285/70R19.5

### Electrical System

Type	CAN Bus system with central on-board computer
Voltage	24V
Alternator	110 AMP
Batteries	2 x 12v 150Ah

### Steering

Type	Hydraulically assisted
------	------------------------

### Braking System

Type	Electronic Brake System (EBS) with Anti-lock Braking System (ABS)
------	---

Features	Disc brakes, air dryer, asbestos free linings
----------	---

Parking Brake	Spring brakes on rear axle
---------------	----------------------------

### Exhaust System

Ground discharge silencer, incorporating Diesel Particulate Filter (DPF)

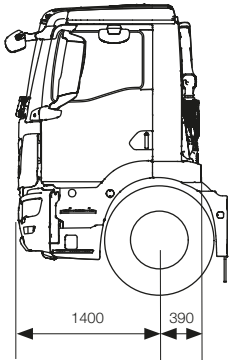
### General Equipment

35 Litre AdBlue® tank
Electronic immobiliser
Fuel filter with water separator
Pre-wired cargo space lighting
Mechanical battery master switch
Body mounting brackets
Audible reverse warning with night silent
Manual locking doors
Manual mirrors
Lane Guard System (LGS)
Emergency Brake Assist (EBA)
Electronic Stability Programme (ESP)
Adjustable roof spoiler
Lateral protection
Rear under run


# TGM 15 TONNE 4X2 RIGID

## Cab Options

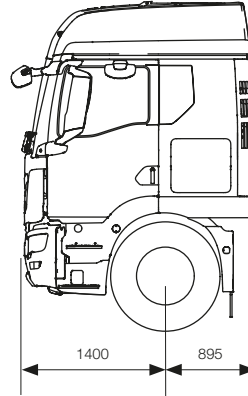
'CC' Cab



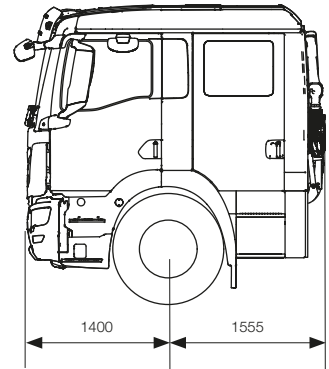
'TN' Cab



'TM' Cab



'DN' Cab



### Sleeper Cab Body Lengths - TGM 15 Tonne 4x2 Rigid

#### TN Sleeper

L1	Wheelbase		4425	4725	5075	5425	5775	6175	6575
L17	Min. recommended body length	mm	5147	5630	6188	6746	7305	7942	8576
		ft.ins.	16'11"	18'6"	20'4"	22'2"	24'0"	26'1"	28'2"
	Max. recommended body length	mm	5345	5845	6395	6895	7445	8045	8645
		ft.ins.	17'6"	19'2"	21'0"	22'7"	24'5"	26'5"	28'4"

Recommended body length only applicable to bodies with UDL, without auxiliary equipment and vehicle to base specification.

### Sleeper Cab Body Lengths - TGM 15 Tonne 4x2 Rigid

#### TM Sleeper

L1	Wheelbase		4425	4725	5075	5425	5775	6175	6575
L17	Min. recommended body length	mm	5158	5641	6201	6760	7319	7958	8592
		ft.ins.	16'11"	18'6"	20'4"	22'2"	24'0"	26'1"	28'2"
	Max. recommended body length	mm	5345	5845	6395	6895	7445	8045	8645
		ft.ins.	17'6"	19'2"	21'0"	22'7"	24'5"	26'5"	28'4"

Recommended body length only applicable to bodies with UDL, without auxiliary equipment and vehicle to base specification.

**MAN Truck & Bus UK Ltd.,**  
 Frankland Road, Blagrove,  
 Swindon. Wiltshire SN5 8YU  
[www.mantruckandbus.co.uk](http://www.mantruckandbus.co.uk)

Ref: MAN TGM 15T4X2RIG / 11  
 Issue Date: May 2022  
 Technical illustrations are not binding.  
 Front cover picture may not be standard equipment.  
 We reserve the right to make modifications in line with technical progress.