

TGL 12 TONNE 4X2 RIGID

Chassis Specification:

TGL 12.190 4x2 BL CH

TGL 12.220 4x2 BL CH

TGL 12.250 4x2 BL CH



TGL 12 TONNE 4X2 RIGID

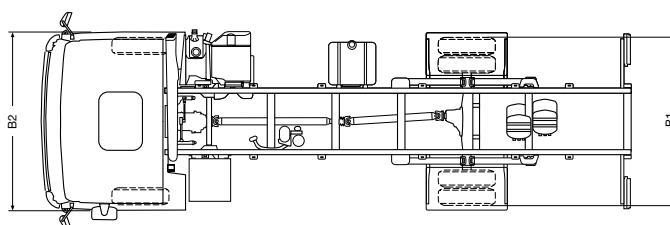
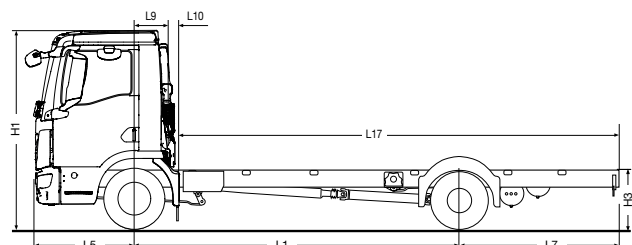
TGL 12.190 4x2 BL CH

TGL 12.220 4x2 BL CH

TGL 12.250 4x2 BL CH

Base Cab Model TGL 'CC' Cab

For cab variants, options and specifications see separate cab specification sheet.



Vehicle Dimensions (mm)

		3600	3900	4200	4500	4850	5200	5550	6700
L1	Wheelbase	3600	3900	4200	4500	4850	5200	5550	6700
L5	Front overhang	1275	1275	1275	1275	1275	1275	1275	1275
L7	Rear overhang	1925	2125	2125	2475	2675	2875	3075	3625
L9	Centre line front axle to back of cab	515	515	515	515	515	515	515	515
L10	Back of cab to start of body/equipment	50	50	50	50	50	50	50	50
L17	Min. recommended body length	4355	4805	5260	5704	6225	6739	7252	9324
		mm							
		ft.ins.	14'3"	15'9"	17'3"	18'9"	20'5"	22'1"	23'10"
	Max. recommended body length	4960	5460	5760	6410	6960	7510	8060	9760
		mm							
		ft.ins.	16'3"	17'11"	18'11"	21'0"	22'10"	24'8"	26'5"
B1	Width across rear tyres	2301	2301	2301	2301	2301	2301	2301	2301
B2	Cab width over wings	2300	2300	2300	2300	2300	2300	2300	2300
H1	Cab height								
		- laden	2560	2560	2560	2560	2560	2560	2560
		- unladen	2630	2630	2630	2630	2630	2630	2630
H3	Frame height at centre rear wheels								
		- laden	780	780	780	780	780	780	780
		- unladen	800	800	800	800	800	800	800

Recommended body length only applicable to bodies with UDL, without auxiliary equipment and vehicle to base specification.
6700 mm wheelbase available with 250 PS engine only.

Turning Circle (m)

WTW	Wall to Wall	14.1	15.0	15.9	16.8	17.8	18.8	19.8	23.2
KTK	Kerb to Kerb	12.2	13.4	14.2	15.1	16.1	17.2	18.2	21.6

Unladen Weights (kg +/- 2.5%)

Front axle	2823	2822	2825	2820	2816	2810	2805	3080
Rear axle	1295	1325	1340	1367	1390	1423	1455	1551
Total	4118	4147	4165	4187	4206	4233	4260	4631

Unladen weights are for vehicle in standard specification with full tanks of fuel and AdBlue® and include driver.

Plated/Operating Weights (kg)

		Design	UK Legal
GTW	Gross Train Weight ⁽¹⁾	24000	24000
GVW	Gross Vehicle Weight	12000	12000
Front axle		4700	4700
Rear axle		8700	8700

Tyre changes can affect legal weights. (1) Maximum value subject to specification.

Optional Equipment & Weights

Steel Rear Suspension	-88	Manual transmission	-16
150 Ah Batteries	+32	NH/4c PTO	+6
Air Conditioning	+30	TN Cab	+270
6.75 x 17.5 Alloy Wheels	-54	TM Cab	+285
D0836 Engine (inc. gearbox)	+186	DN Cab	+520

All weights indicated above subject to +/- 2.5% manufacturer's tolerance. Changes to standard equipment will alter kerb weights.

Engine Model - Euro 6	D0834LFLAR	D0834LFLAQ	D0836LFLBK	Features
Engine Power (PS)	190	220	250	▪ Selective Catalytic Reduction
Rated Speed (rpm)	2300	2300	2200	▪ Cruise Control
Torque (Nm)	750	850	1050	▪ Exhaust brake
Torque Range (rpm)	1200 - 1750	1300 - 1800	1200 - 1600	▪ Road Speed Limiter (89 km/h)
Cylinders	4	4	6	▪ OBD-E
Capacity (cc)	4850	4850	6871	▪ Suitable for EN15940

Performance at 12000 kg

Engine Power	Gearbox	Axle Ratio	Geared Road Speed (mph)	Engine RPM		Starting Grade	Tyre Size
				@55 mph	@50 mph		
190PS	06.08 OD	3.70:1	74	1710	1537	33%+	265/70R17.5
220PS	06.08 OD	3.70:1	74	1710	1537	33%+	265/70R17.6
250PS	12.12 OD	3.36:1	75	1612	1449	33%+	265/70R17.7

Clutch

Single plate 395mm diameter, asbestos free lining

Gearbox

6 Speed Tipmatic® Automated (D0834 Engine)

Ratios

1	6.58
2	3.60
3	2.13
4	1.39
5	1.00
6	0.78
R	6.06

Gearbox

12 Speed Tipmatic® Automated (D0836 Engine)

Ratios

1	10.37
2	8.43
3	6.49
4	5.27
5	4.18
6	3.39
7	2.48
8	2.01
9	1.55
10	1.26
11	1.00
12	0.81
R1	10.56
R2	8.58

Axles

Steer	Drop beam
Drive	Single reduction

Suspension

Steer Axle	Single parabolic springs with shock absorbers and stabiliser
Drive Axle	Electronically controlled air suspension with shock absorbers and stabiliser

Rims & Tyres

Rims	Steel 6.75 x 17.5
Tyres	Steer 265/70R17.5 Drive 265/70R17.5

Electrical System

Type	CAN Bus system with central on-board computer
Voltage	24V
Alternator	110 AMP
Batteries	2 x 12v 88Ah

Fuel Tank

Capacity	150 Litres
Section	Rectangular steel RHS mounted Locking cap

Frame

Construction	Bolted and riveted
Material	S420MC
Section	270 x 70 x 6 mm
Frame width	862 mm

Braking System

Type	Electronic Brake System (EBS) with Anti-lock Braking System (ABS)
------	---

Features Disc brakes, air dryer, asbestos free linings

Parking Brake Spring brakes on rear axle

Steering

Type	Hydraulically assisted
------	------------------------

Exhaust System

Ground discharge silencer, incorporating Diesle Particulate Filter (DPF)


General Equipment

35 Litre AdBlue® tank
Electronic immobiliser
Fuel filter with water separator
Pre-wired cargo space lighting
Mechanical battery master switch
Body mounting brackets
Audible reverse warning with night silent
Manual locking doors
Manual mirrors
Lane Guard System (LGS)
Emergency Brake Assist (EBA)
Electronic Stability Programme (ESP)
Adjustable roof spoiler
Lateral protection
Rear under run

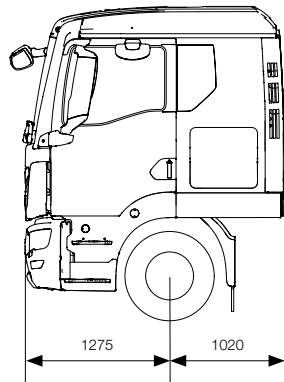
TGL 12 TONNE 4X2 RIGID

Cab Options

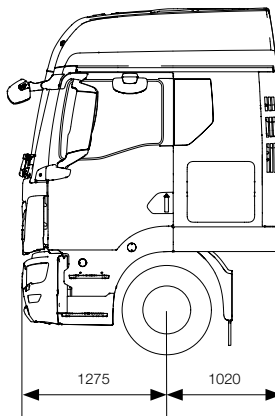
'CC' Cab



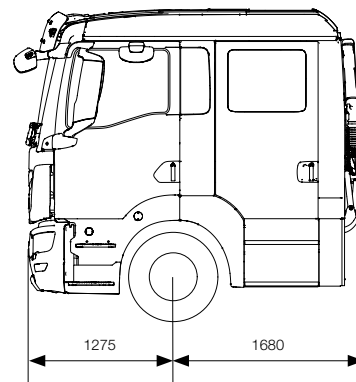
'TN' Cab



'TM' Cab



'DN' Cab



Sleeper Cab Body Lengths - TGL 12 Tonne 4x2 Rigid

TN Sleeper

L1	Wheelbase		3600	3900	4200	4500	4850	5200	5550
L17	Min. recommended body length	mm	3520	3986	4458	4919	5459	5993	6525
		ft.ins.	11'7"	13'1"	14'8"	16'2"	17'11"	19'8"	21'5"
	Max. recommended body length	mm	4445	4945	5245	5895	6445	6995	7545
		ft.ins.	14'7"	16'3"	17'2"	19'4"	21'2"	22'11"	24'9"

Recommended body length only applicable to bodies with UDL, without auxiliary equipment and vehicle to base specification.

Sleeper Cab Body Lengths - TGL 12 Tonne 4x2 Rigid

TM Sleeper

L1	Wheelbase		3600	3900	4200	4500	4850	5200	5550
L17	Min. recommended body length	mm	3531	3998	4471	4933	5474	6009	6543
		ft.ins.	11'7"	13'1"	14'8"	16'2"	18'0"	19'9"	21'6"
	Max. recommended body length	mm	4445	4945	5245	5895	6445	6995	7545
		ft.ins.	14'7"	16'3"	17'2"	19'4"	21'2"	22'11"	24'9"

Recommended body length only applicable to bodies with UDL, without auxiliary equipment and vehicle to base specification.

MAN Truck & Bus UK Ltd.,
 Frankland Road, Blagrove,
 Swindon. Wiltshire SN5 8YU
www.mantruckandbus.co.uk

Ref: MAN TGL 12T4X2RIG / 11

Issue Date: May 2022

Technical illustrations are not binding.

Front cover picture may not be standard equipment.

We reserve the right to make modifications in line with technical progress.